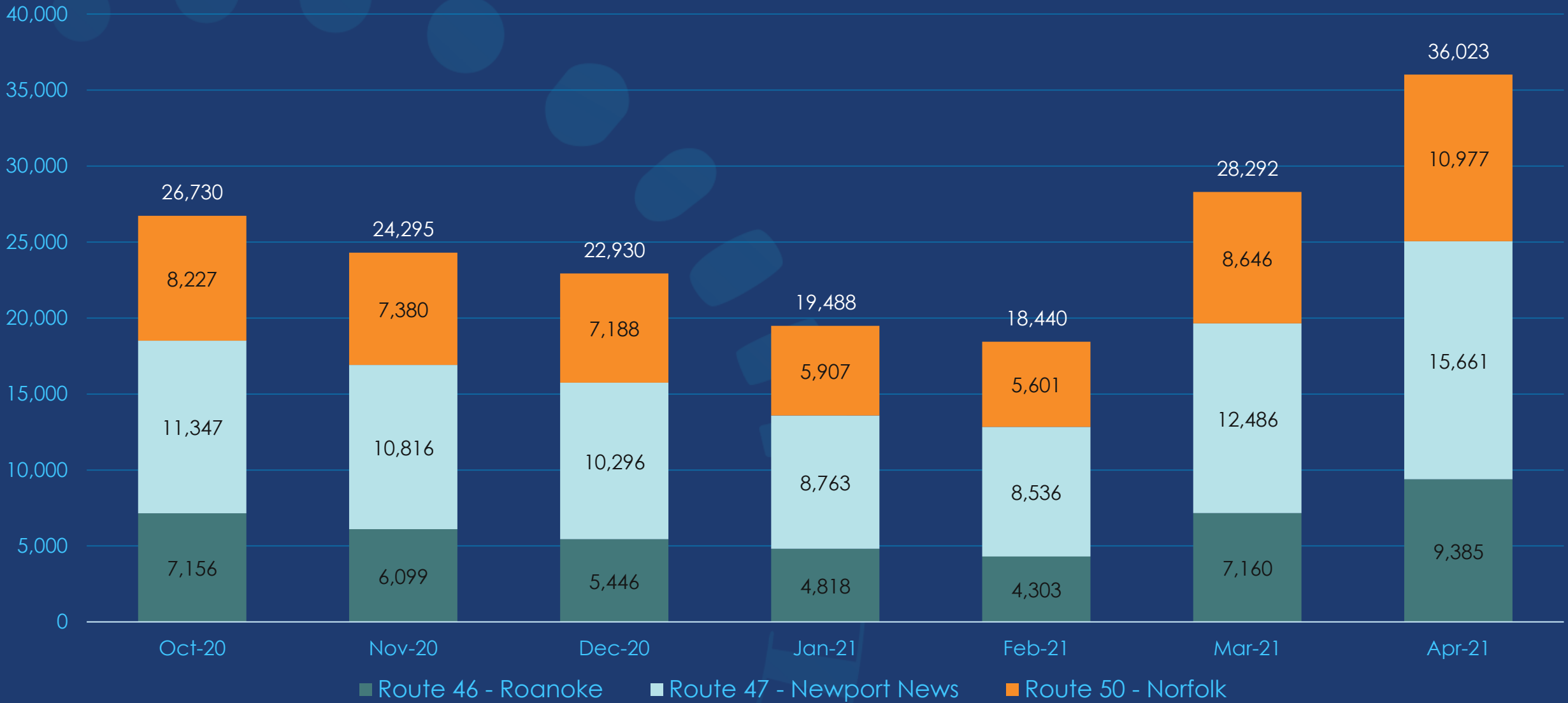


May 24, 2021

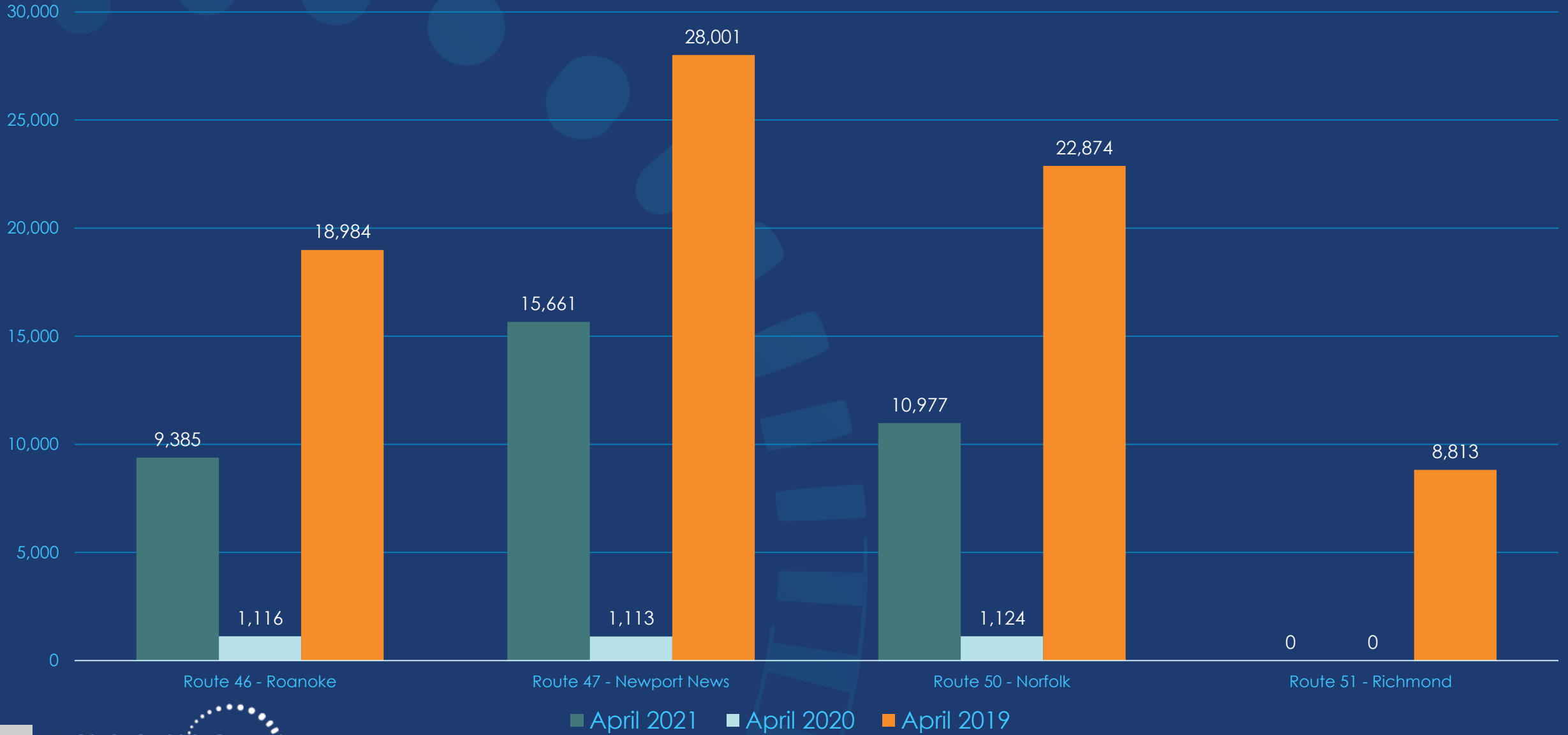
# Executive Director's Report



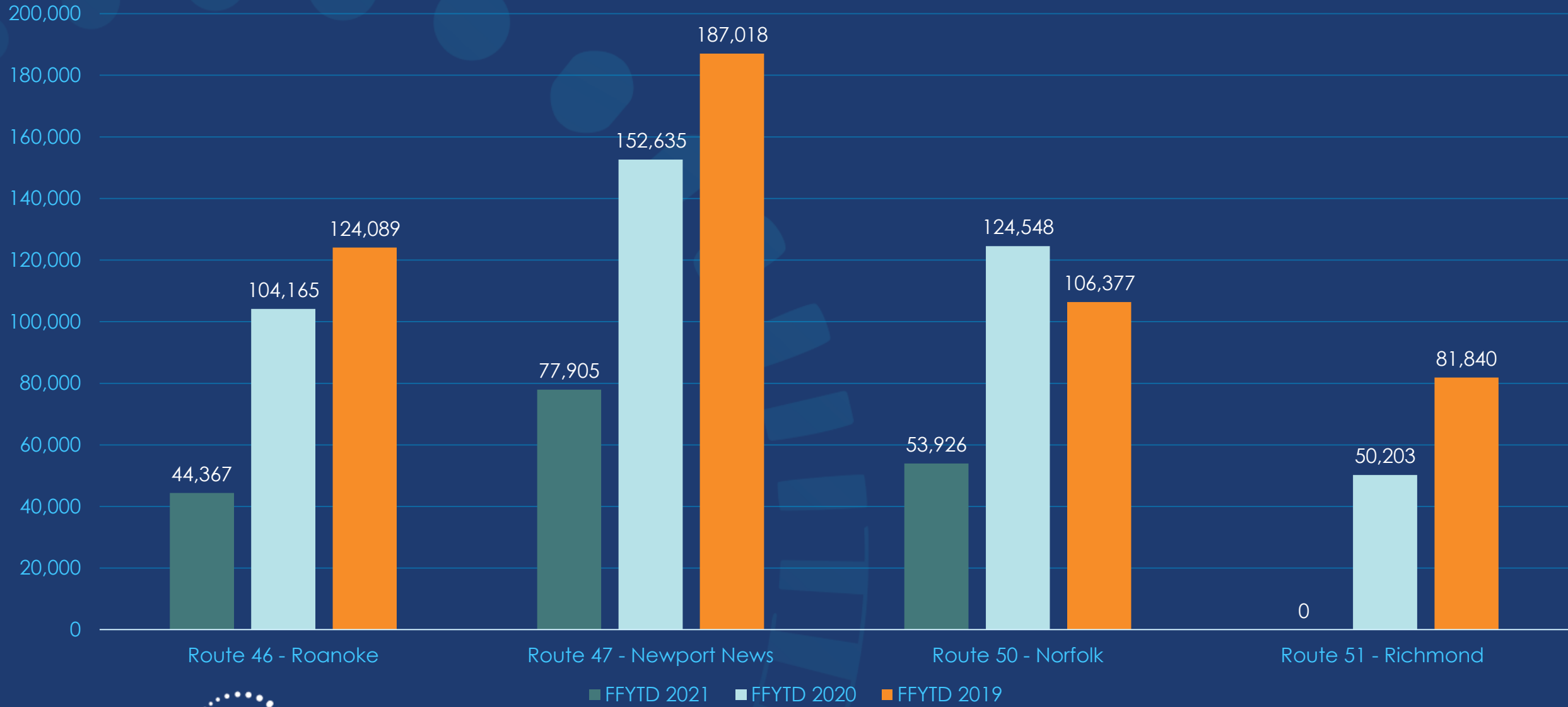
# Amtrak Ridership: FY21 Monthly Ridership



# April Amtrak Ridership: 2021 vs 2020 vs 2019



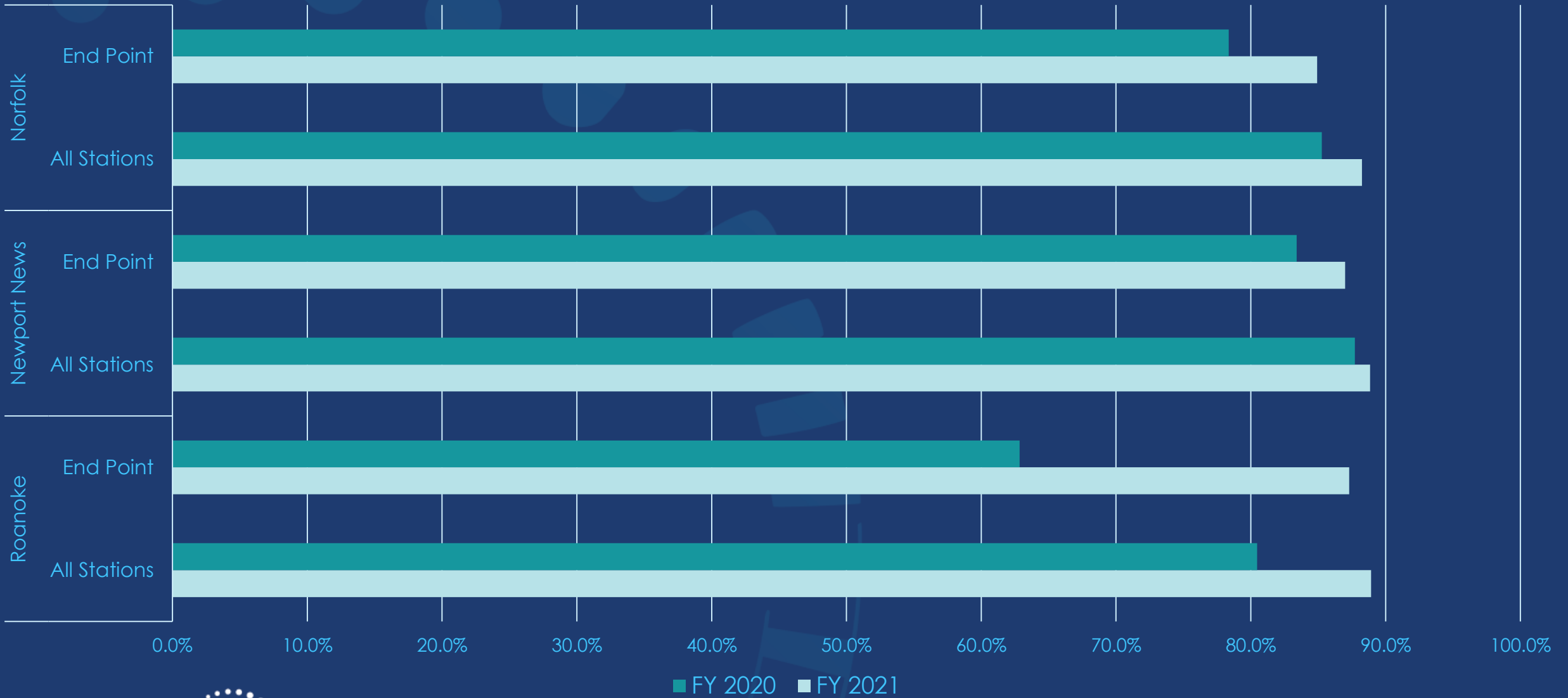
# Financial Year-to-Date Ridership (Oct-April): 2021, 2020, 2019



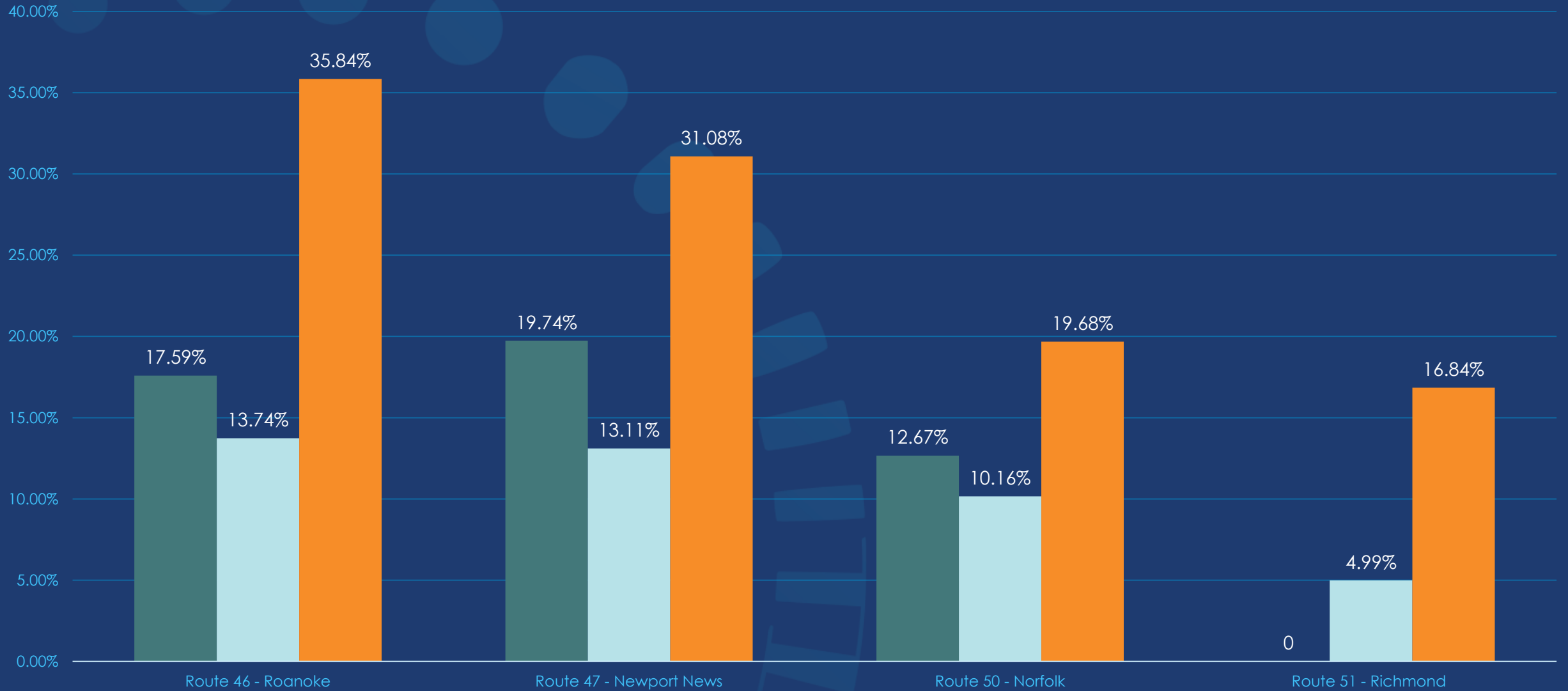
# Amtrak On-Time Performance

	Route On-Time Performance				
		Mar-2021	Mar-2020	FY 2021	FY 2020
<b>Washington-Roanoke</b>	All Stations	88.7%	84.0%	88.9%	80.5%
	End Point	85.5%	69.4%	87.3%	62.8%
<b>Washington-Newport News</b>	All Stations	92.2%	91.8%	88.8%	87.7%
	End Point	87.6%	93.0%	87.0%	83.4%
<b>Washington-Norfolk</b>	All Stations	90.5%	95.3%	88.3%	85.3%
	End Point	84.4%	88.7%	84.9%	78.4%
<b>Washington-Richmond</b>	All Stations	-	-	-	-
	End Point	-	-	-	-

# Year-to-Date (October to March) On-Time Performance



# March Load Factors: 2021, 2020, 2019



■ Mar-21 ■ Mar-20 ■ Mar-19



# Capital Projects Update: RF&P Corridor

Project	Cost (\$M)	Completion Year	Project Lead	Status	Notes
L'Enfant Fourth Track	\$22	2028	VRE	Environmental Ongoing; PE 30% Ongoing	VRE is working on survey.
New Long Bridge for Passenger Rail	\$2,039	2030	VPRA	Environmental Complete 9/20; PE 30% ongoing (contract award 2/21)	Kick-off meetings with NPS, DDOT, and Mandarin Hotel completed. VHB (PE contractor) project survey & geotechnical work in process.
Alexandria Fourth Track	\$164	2025	CSX	Environmental Complete 9/19; PE complete; FD award Summer 2021	Working with Amtrak and others to incorporate Amtrak Crystal City Station. Early works crash-wall project NTP issued early February 2021.
Franconia to Lorton Third Mainline	\$208	2025	CSX	Environmental Complete; Conceptual Design Ongoing	Working on the Project Authorization Notice with CSXT
Franconia-Springfield Bypass	\$298	2026	VPRA	Environmental Complete; Conceptual Design Ongoing	RFP for 30% design drafted. Expected July release.
Railroad Bridge over Newington Road	\$38	2025	CSX	Conceptual Design Ongoing	Funding agreement has been drafted and will be routed to VDOT shortly
Railroad Bridge over Route 1	\$49	2025	CSX	Conceptual Design Ongoing	Working with FCDOT & VDOT to finalize the interagency funding agreement





# Capital Projects Update: RF&P Corridor (Continued)

Project	Cost (\$M)	Completion Year	Project Lead	Status	Notes
Potomac Creek Third Track (Siding A)	\$108	2025	CSX	Environmental Complete; Conceptual Design Ongoing	Draft Project Authorization Notices with CSXT targeted Fall 2021
Woodford to Milford Third Track (Siding B)	\$67	2025	CSX	Environmental Complete; Conceptual Design Ongoing	Draft Project Authorization Notices with CSXT targeted Fall 2022
Hanover Third Track (Siding C)	\$59	2025	CSX	Environmental Complete; Conceptual Design Ongoing	Draft Project Authorization Notices with CSXT targeted Fall 2023
Neabsco Creek to Woodbridge Third Track (Siding D)	\$91	2030	CSX	Environmental Complete; Conceptual Design	No Update - Phase 2 Project
Aquia Creek Third Track South (Siding E)	\$53	2028	CSX	Environmental Complete; Conceptual Design Ongoing	No Update - Phase 2 Project
Crossroads Third Track (Siding F)	\$93	2030	CSX	Environmental Complete; Conceptual Design Ongoing	No Update - Phase 2 Project

# Capital Projects Update: Western Rail Initiative

Project	Cost (\$M)	Completion Year	Project Lead	Status	Notes
Nokesville to Calverton	\$50M	2025	NS	Conceptual Design	7 miles of double track
Roanoke Yard	\$35M	2025	NS	Conceptual Design	Bypass Track
Salem to Christiansburg	\$50M	2025	VPRA	Conceptual Design	PTC, Track Upgrades, Station Construction

# Financial Report: April 2021

## Combined Operating & Capital

Budget Component	FY21	FY21 April	Variance	
(\$ in millions)		Actual	Amount	%
Operations	\$21.7	\$7.7	\$14.0	65%
Capital Projects	289.8	215.5	74.3	26%
Capital Grants	31.5	10.1	21.4	68%
<b>Total</b>	<b>\$343.0</b>	<b>\$233.3</b>	<b>\$109.7</b>	<b>32%</b>

# Financial Report: April 2021

## Operating

		Expenditures - April 2021			
Project Description	FY21 Budget	Cash Basis	Accruals	Total	Variance
Administrative Budget	\$2.3	\$0.1	\$1.6	\$1.7	\$0.6
Passenger Service - Amtrak					
Operating Support	14.0	0.5	0.0	0.5	13.5
Capital Equipment Charge	4.5	2.9	2.2	5.1	(0.6)
Subtotal	18.5	3.4	2.2	5.6	12.9
Amtrak Marketing Costs	0.9	0.4	0.0	0.4	0.5
<b>Total Operating Budget</b>	<b>\$21.7</b>	<b>\$3.9</b>	<b>\$3.8</b>	<b>\$7.7</b>	<b>\$11.4</b>

# Financial Report: April 2021

## Capital Projects

Project Description	FY21 Budget	FY21 Prorated Budget	April FY21 Actual	Variance
New Long Bridge for Passenger Rail	\$15.8	\$13.2	\$3.8	\$9.4
Alexandria 4th Track	22.2	18.5	0.2	18.3
Franconia to Lorton 3rd Mainline	2.2	1.8	1.8	0.0
Franconia-Springfield Bypass	5.6	4.6	0.2	4.4
Richmond to DC Sidings - Phase 1	8.4	7.0	0.1	6.9
Richmond to DC Sidings - Phase 2	-	-	0.1	(0.1)
TRV Right of Way Acquisition	200.0	200.0	209.3	(9.3)
TRV Other Infrastructure	35.6	29.7	-	29.7
<b>Total TRV</b>	<b>\$289.8</b>	<b>\$274.8</b>	<b>\$215.5</b>	<b>\$59.3</b>
Purchase of St. Julian's Yard:				
Amtrak Train Service Facility	-	-	-	-
<b>Total</b>	<b>\$289.8</b>	<b>\$274.8</b>	<b>\$215.5</b>	<b>\$59.3</b>

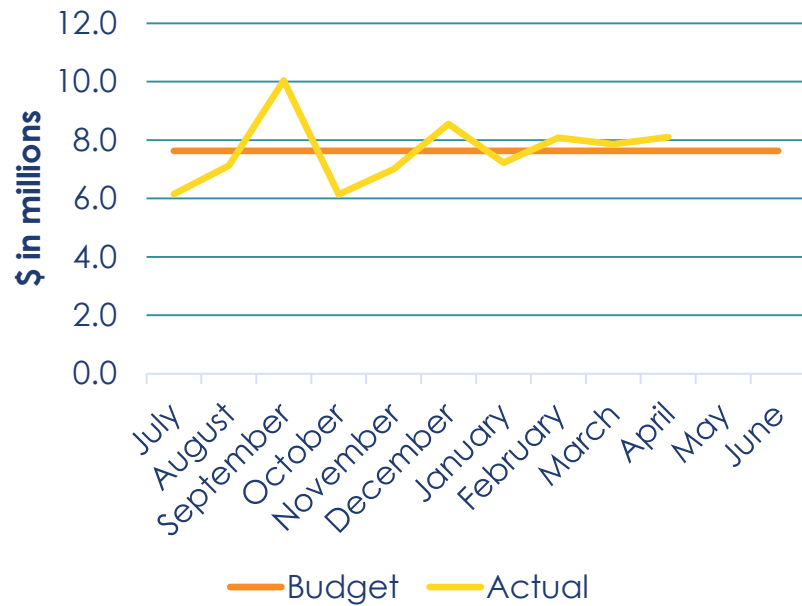
# Financial Report: April 2021

## Capital Grants

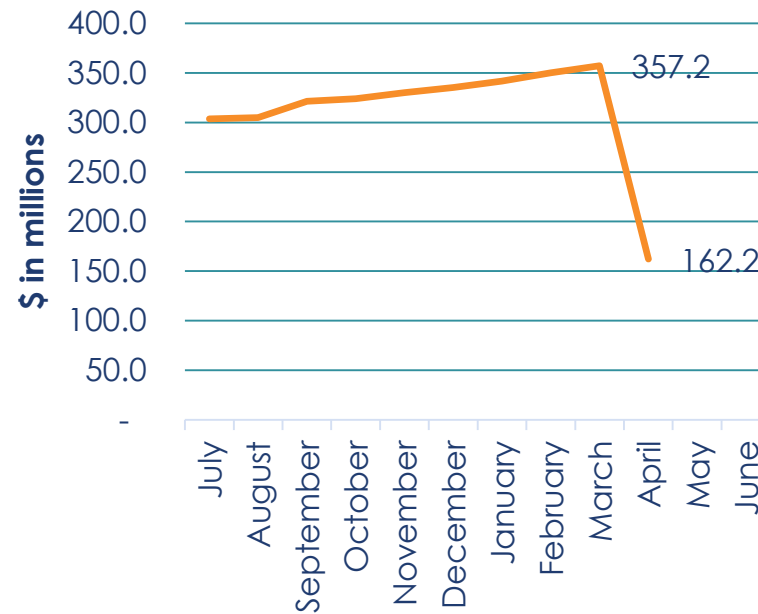
Project Description	Grantee	FY21 Budget	FY21 Prorated Budget	April FY21 Actual	Variance
Broad Run Station & 3rd Track Improvements	VRE	0.5	0.4	0.6	(0.2)
Quantico Station Improvements	VRE	1.8	1.5	0.7	0.8
Rolling Road Platform Extensions	VRE	0.3	0.3	0	0.3
Track Lease Payment-Amtrak	VRE	5.8	4.8	0	4.8
Track Lease Payment-CSX	VRE	7.1	5.9	0	5.9
Track Lease Payment-Norfolk Southern	VRE	2.8	2.3	0	2.3
Newport News Station, Platform, and Service Facility	Newport News	5.1	4.3	3.8	0.5
Amtrak Passenger Information Display System: Ashland and Richmond Main Street Stations	Amtrak/DRPT	0.4	0.3	0	0.3
Arkendale to Powell's Creek Third Track Construction and Island Platforms	CSX	5.7	4.8	4	0.8
Improvements Lynchburg to Roanoke	Norfolk Southern	2.0	1.7	1	0.7
<b>Total (\$ in millions)</b>		<b>\$31.5</b>	<b>\$26.3</b>	<b>\$10.1</b>	<b>\$16.2</b>

# Other VPRA Financial Information

## Revenues



## Cash Balance



## Investment Earnings

Quarter	Amount
July - Sept	836,387
Oct - Dec	569,531
Jan - March	521,520
<b>Total</b>	<b>\$ 1,927,438</b>

**THANK YOU**

---

Questions?

