


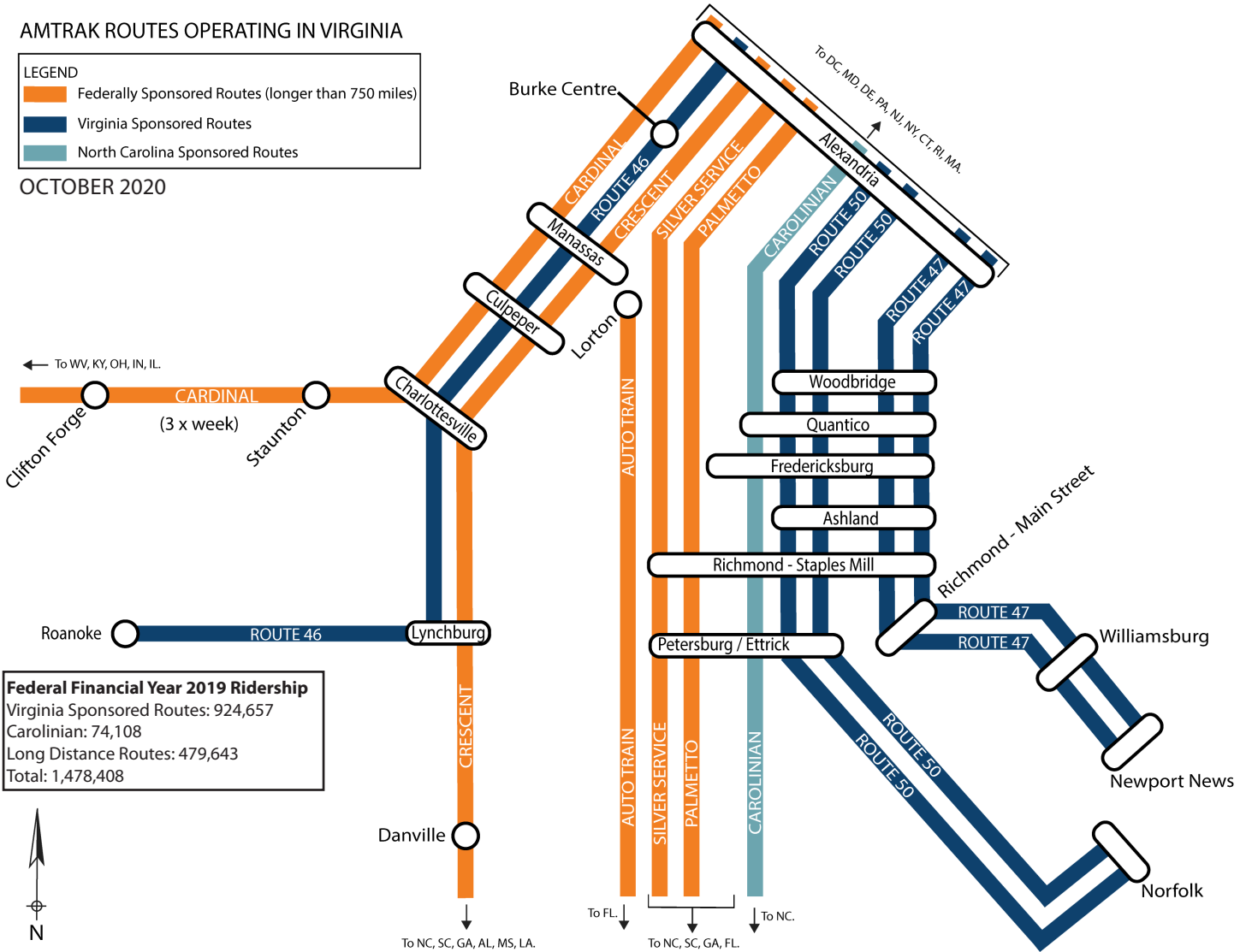


# VIRGINIA SPONSORED AMTRAK SERVICE MONTHLY REPORT

## AMTRAK ROUTES OPERATING IN VIRGINIA

LEGEND	
	Federally Sponsored Routes (longer than 750 miles)
	Virginia Sponsored Routes
	North Carolina Sponsored Routes

OCTOBER 2020



Federal Financial Year 2019 Ridership	
Virginia Sponsored Routes:	924,657
Carolinian:	74,108
Long Distance Routes:	479,643
<b>Total:</b>	<b>1,478,408</b>

### Notes:

- Stay at home orders due to COVID-19 went into effect statewide in March 2020. Service reduction on three Virginia sponsored routes was implemented on April 1, 2020. Service was added back incrementally between April and September 2020, based on infection rate and ridership demand.
- Service impact on Virginia sponsored routes due to COVID pandemic: Rt. 51\*-Washington-Richmond: Suspended (Down from 1 roundtrip. However, Richmond is still served by Norfolk, Newport News and other long distance Amtrak service). Full service is anticipated to resume in 2021.
- Ridership is the number of individual riders on a route. Ridership fluctuates seasonally and can be affected by holidays, special events, construction, etc.
- Station Activity is the combined number of riders getting on or off a train at a station.
- On Time Performance (OTP) is the percent of trains arriving at a station within 15 minutes of scheduled arrival time. Weather and construction related slow downs can affect OTP.

# VIRGINIA SPONSORED AMTRAK SERVICE MONTHLY REPORT

## OCTOBER 2020

**Ridership:** The number of individual riders on a route.

Routes	October 2020	October 2019	Percentage Change	FFYTD 2021	FFYTD 2020	Percentage Change
Route 46 Roanoke	7,156	21,691	-67.0%	7,156	21,691	-67.0%
Route 47 Newport News	11,347	31,944	-64.5%	11,347	31,944	-64.5%
Route 50 Norfolk	8,227	26,936	-69.5%	8,227	26,936	-69.5%
Route 51* Richmond	0	10,911	-100.0%	0	10,911	-100.0%
<b>Total</b>	<b>26,730</b>	<b>91,482</b>	<b>-70.8%</b>	<b>26,730</b>	<b>91,482</b>	<b>-70.8%</b>

**Station Activity:** The combined number of ons and offs at a station.

Station	October 2020	October 2019	Percentage Change	FFYTD 2021	FFYTD 2020	Percentage Change
Alexandria	3,858	12,927	-70.16%	3,858	12,927	-70.16%
Ashland	466	3,301	-85.88%	466	3,301	-85.88%
Burke Centre	327	922	-64.53%	327	922	-64.53%
Culpeper	319	856	-62.73%	319	856	-62.73%
Charlottesville	2,373	7,738	-69.33%	2,373	7,738	-69.33%
Fredericksburg	1,715	5,111	-66.44%	1,715	5,111	-66.44%
Lynchburg	1,578	4,525	-65.13%	1,578	4,525	-65.13%
Manassas	597	1,411	-57.69%	597	1,411	-57.69%
Norfolk	3,838	9,130	-57.96%	3,838	9,130	-57.96%
Newport News	4,482	8,269	-45.80%	4,482	8,269	-45.80%
Petersburg	477	1,394	-65.78%	477	1,394	-65.78%
Quantico	413	1,327	-68.88%	413	1,327	-68.88%
Roanoke	2,317	6,163	-62.40%	2,317	6,163	-62.40%
Richmond Main Street	2,614	5,480	-52.30%	2,614	5,480	-52.30%
Richmond Staples Mill Road	4,711	23,229	-79.72%	4,711	23,229	-79.72%
Washington D.C.	6,888	35,231	-80.45%	6,888	35,231	-80.45%
Williamsburg	1,603	6,025	-73.39%	1,603	6,025	-73.39%
Woodbridge	498	992	-49.80%	498	992	-49.80%
<b>Grand Total</b>	<b>39,074</b>	<b>134,031</b>	<b>-70.85%</b>	<b>39,074</b>	<b>134,031</b>	<b>-70.85%</b>

**On Time Performance:** Percent of trains arriving within 15 minutes of scheduled arrival time.

NORTHBOUND				SOUTHBOUND			
Route 46 Roanoke	Route 47 Newport News	Route 50 Norfolk	Route 51* Richmond	Route 46 Roanoke	Route 47 Newport News	Route 50 Norfolk	Route 51* Richmond
Alexandria	90.3%	88.7%	86.8%	Alexandria	90.3%	88.7%	94.2%
Ashland	-	82.3%	90.6%	Ashland	-	79.0%	90.4%
Burke Centre	74.2%	-	-	Burke Centre	90.3%	-	-
Charlottesville	90.3%	-	-	Charlottesville	90.3%	-	-
Culpeper	77.4%	-	-	Culpeper	90.3%	-	-
Fredericksburg	-	82.3%	90.6%	Fredericksburg	-	85.5%	90.4%
Lynchburg	-	-	-	Lynchburg	-	-	-
Manassas	77.4%	-	-	Manassas	90.3%	-	-
Newport News	-	0	-	Newport News	-	85.5%	-
Norfolk	-	-	0	Norfolk	-	-	82.0%
Petersburg/Ettrick	-	-	90.6%	Petersburg/Ettrick	-	-	84.0%
Quantico	-	85.5%	88.7%	Quantico	-	88.7%	90.4%
Richmond Main Street	-	91.9%	-	Richmond Main Street	-	80.6%	-
Richmond Staples Mill	-	82.3%	88.7%	Richmond Staples Mill	-	82.3%	92.3%
Roanoke	0	-	-	Roanoke	93.5%	-	-
Washington D.C.	67.7%	93.5%	86.8%	Washington D.C.	0	0	0
Williamsburg	-	96.8%	-	Williamsburg	-	83.9%	-
Woodbridge	-	90.9%	100.0%	Woodbridge	-	100.0%	88.6%
<b>All Stations</b>	<b>91.0%</b>	<b>92.2%</b>	<b>90.9%</b>	<b>All Stations</b>	<b>92.9%</b>	<b>90.7%</b>	<b>94.6%</b>

O = Origination; FFYTD = Federal Financial Year to Date; \*Route 51 is suspended due to COVID related service reduction; see note 2 on page 1.