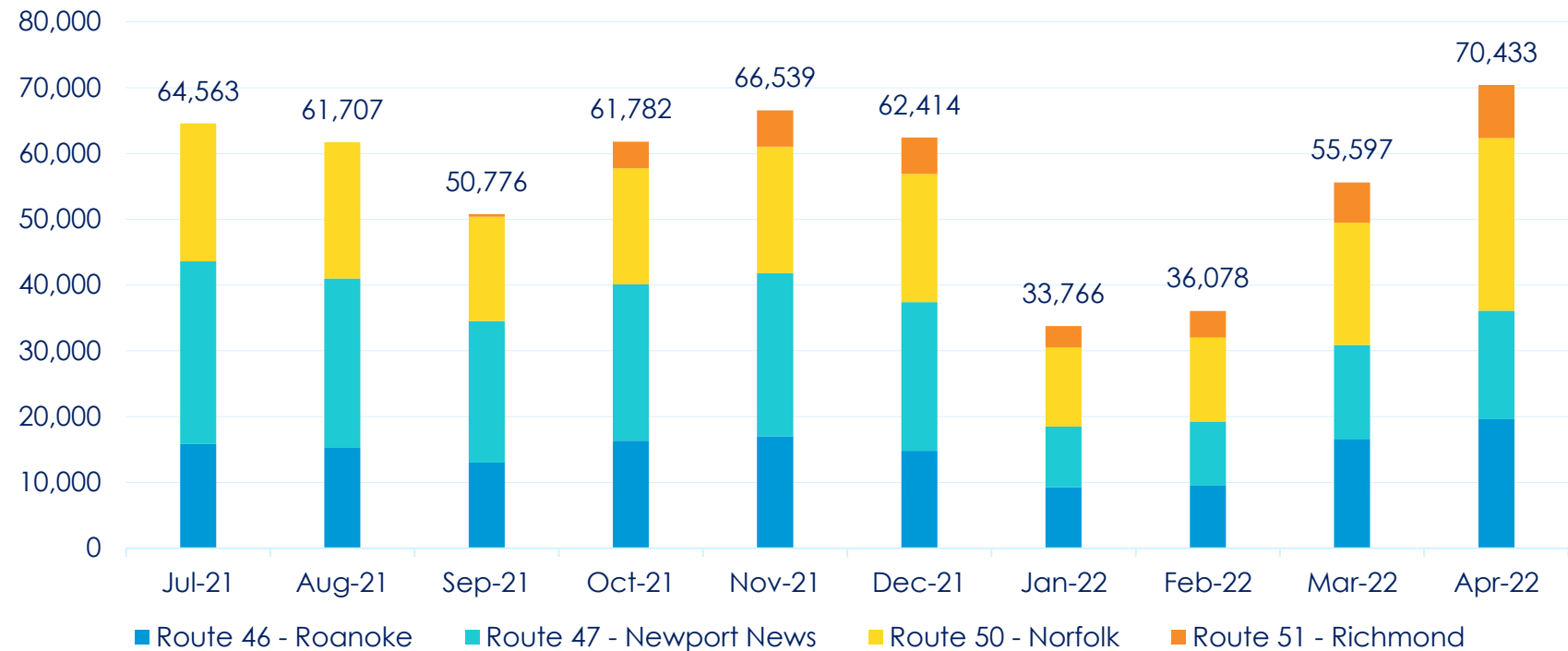


State-Supported FY-22 Monthly Ridership

- Ridership increased by 26.7% in April (+14,836) compared to the previous month.
- On avg, ridership is typically ~8% higher in the month of April compared to March.
- The cancellation of one Newport News roundtrip has contributed to lower-than-expected ridership recovery compared to other Virginia routes in April.
- Suspended Newport News roundtrip is expected to resume in July 2022.

Virginia FY22 State Supported Monthly Ridership



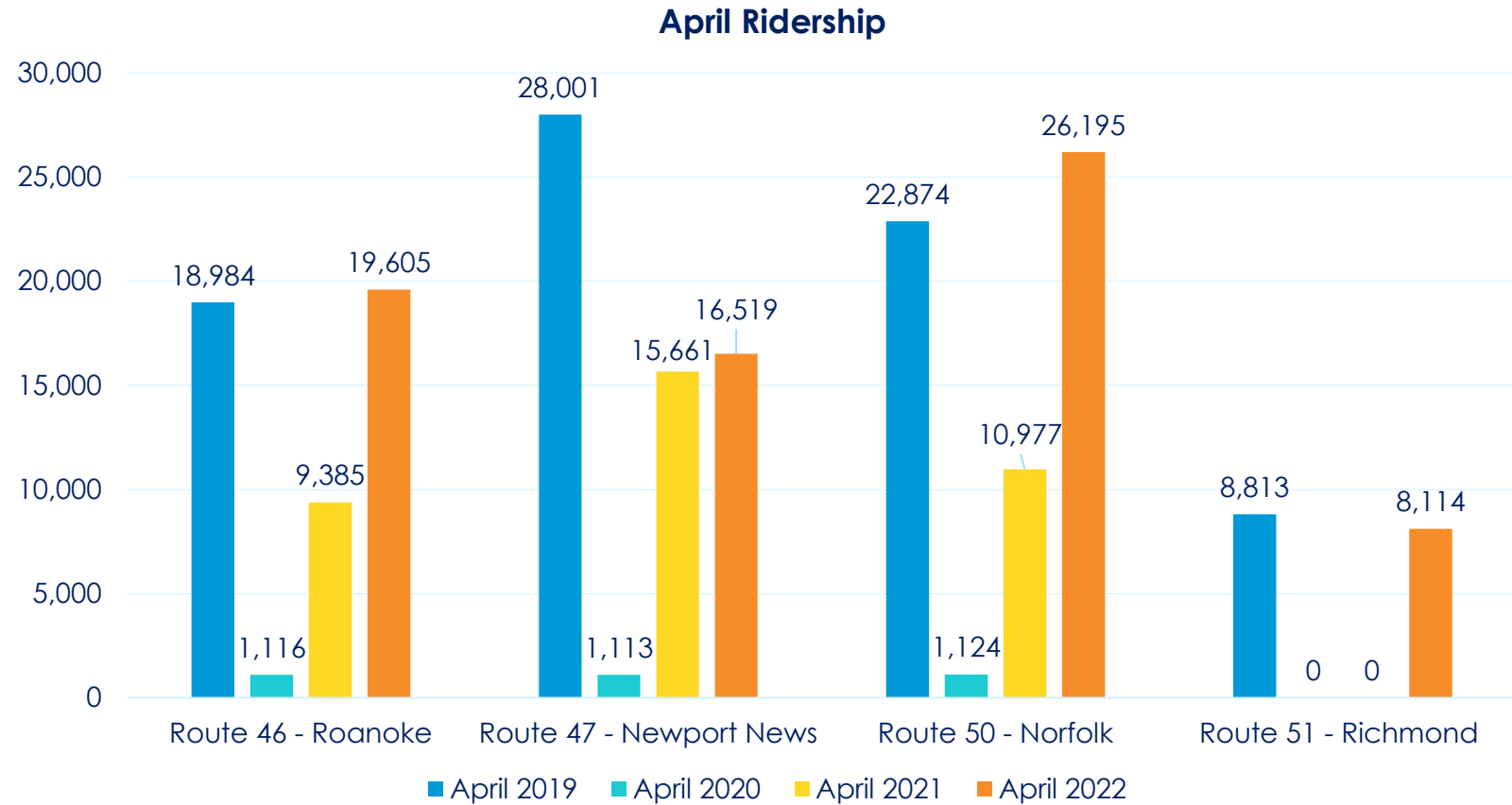
Route	Jul-21	Aug-21	Sep-21	Oct-21	Nov-21	Dec-21	Jan-22	Feb-22	Mar-22	Apr-22
Route 46 - Roanoke	15,903	15,280	13,026	16,358	16,991	14,809	9,278	9,509	16,516	19,605
Route 47 - Newport News	27,722	25,733	21,524	23,735	24,800	22,583	9,210	9,750	14,392	16,519
Route 50 - Norfolk	20,938	20,694	15,852	17,649	19,247	19,526	12,007	12,769	18,582	26,195
Route 51 - Richmond	0	0	374	4,040	5,501	5,496	3,271	4,050	6,107	8,114
Total	64,563	61,707	50,776	61,782	66,539	62,414	33,766	36,078	55,597	70,433

Note: One of two Newport News roundtrips has been suspended from January to June 2022 due to Amtrak staffing shortages.



April Ridership Comparison: Year-over-Year

- In April 2022, Roanoke and Norfolk routes exceeded their April 2019 (pre-pandemic) ridership levels.
- Virginia ridership in April 2022 was down 10.5% compared to April 2019 (pre-pandemic).
- Newport News route performance was lower than expected in April 2022 due to one canceled roundtrip.
- One Newport News roundtrip was suspended Jan through April 2022 due to an Amtrak staffing shortage. 2nd Norfolk roundtrip started in March 2019. One round-trip frequency for both Newport News and Norfolk routes was suspended in April 2020, and Richmond Rt 51 was suspended in April 2020 & 2021 due to pandemic related service cuts.



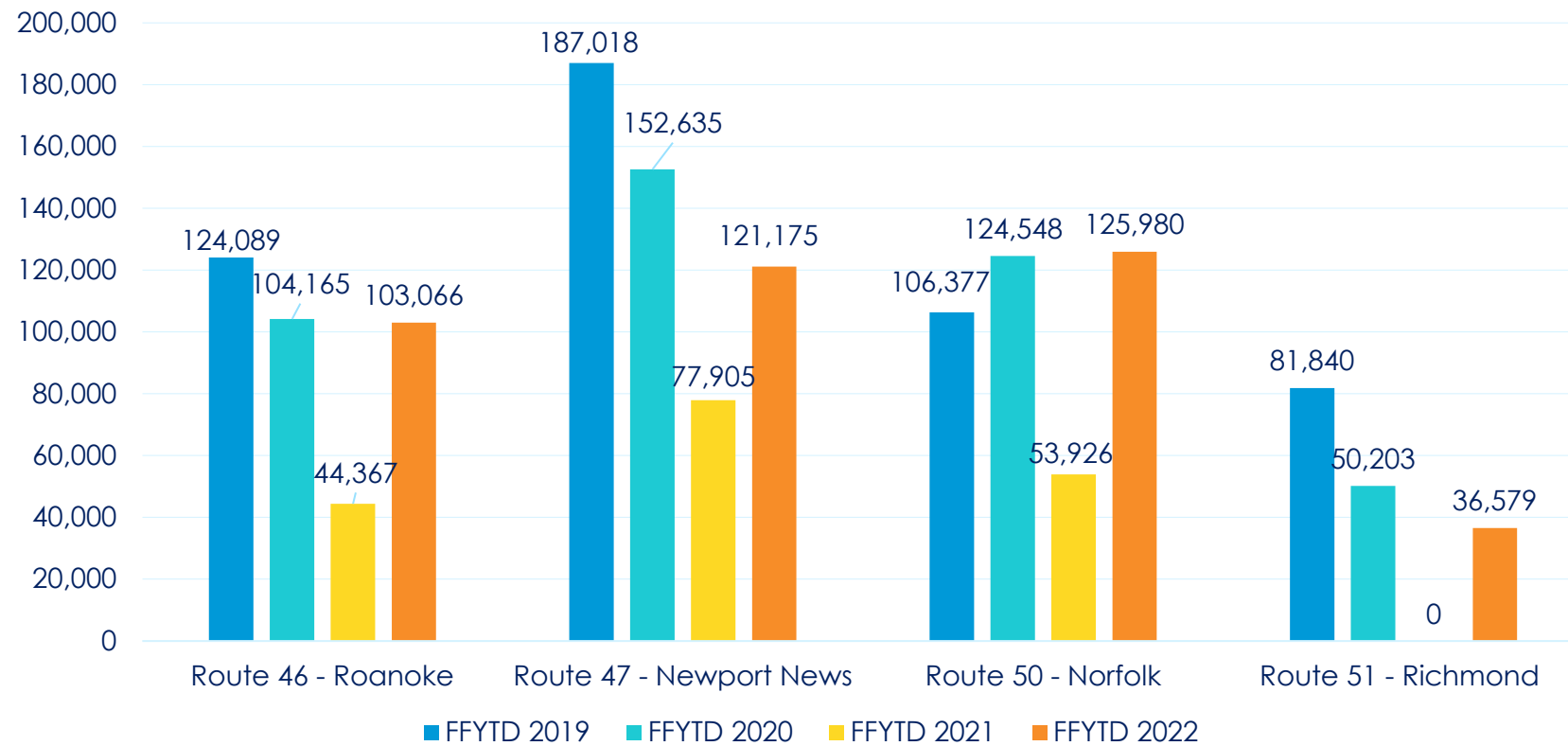
Route	April 2019	April 2020	April 2021	April 2022	Apr 2022 vs 2019	Apr 2022 vs 2020	Apr 2022 vs 2021
Route 46 - Roanoke	18,984	1,116	9,385	19,605	3.3%	1,656.7%	108.9%
Route 47 - Newport News	28,001	1,113	15,661	16,519	-41.0%	1,384.2%	5.5%
Route 50 - Norfolk	22,874	1,124	10,977	26,195	14.5%	2,230.5%	138.6%
Route 51 - Richmond	8,813	0	0	8,114	-7.9%	-	-
Total	78,672	3,353	36,023	70,433	-10.5%	2,000.6%	95.5%



Federal Fiscal Year-to-Date (FFYTD) Ridership: (Oct-April)

- FFY22 YTD ridership in April for Virginia Supported Amtrak service was 22.5% lower than FFY19 and lower by 10.4% compared to FFY20 ridership.
- FFY22 YTD ridership in April was more than double of FFY21 YTD ridership.
- Please note the following pandemic service details: FFY2020 had five pre-pandemic ridership months. One round-trip frequency for both Newport News and Norfolk routes was suspended from April 2020 to September 2020. Richmond Route 51 was not operational from April 2020 to September 26, 2021. One Newport News roundtrip was suspended Jan to April 2022.

Virginia Supported Amtrak Ridership (FFYTD October-April)



Route	FFYTD 2019	FFYTD 2020	FFYTD 2021	FFYTD 2022	FFYTD 2022 vs 2019	FFYTD 2022 vs 2020	FFYTD 2022 vs 2021
Route 46 - Roanoke	124,089	104,165	44,367	103,066	-16.9%	-1.1%	132.3%
Route 47 - Newport News	187,018	152,635	77,905	121,175	-35.2%	-20.6%	55.5%
Route 50 - Norfolk	106,377	124,548	53,926	125,980	18.4%	1.1%	133.6%
Route 51 - Richmond	81,840	50,203	0	36,579	-55.3%	-27.1%	-
Total	499,324	431,551	176,198	386,800	-22.5%	-10.4%	119.5%

