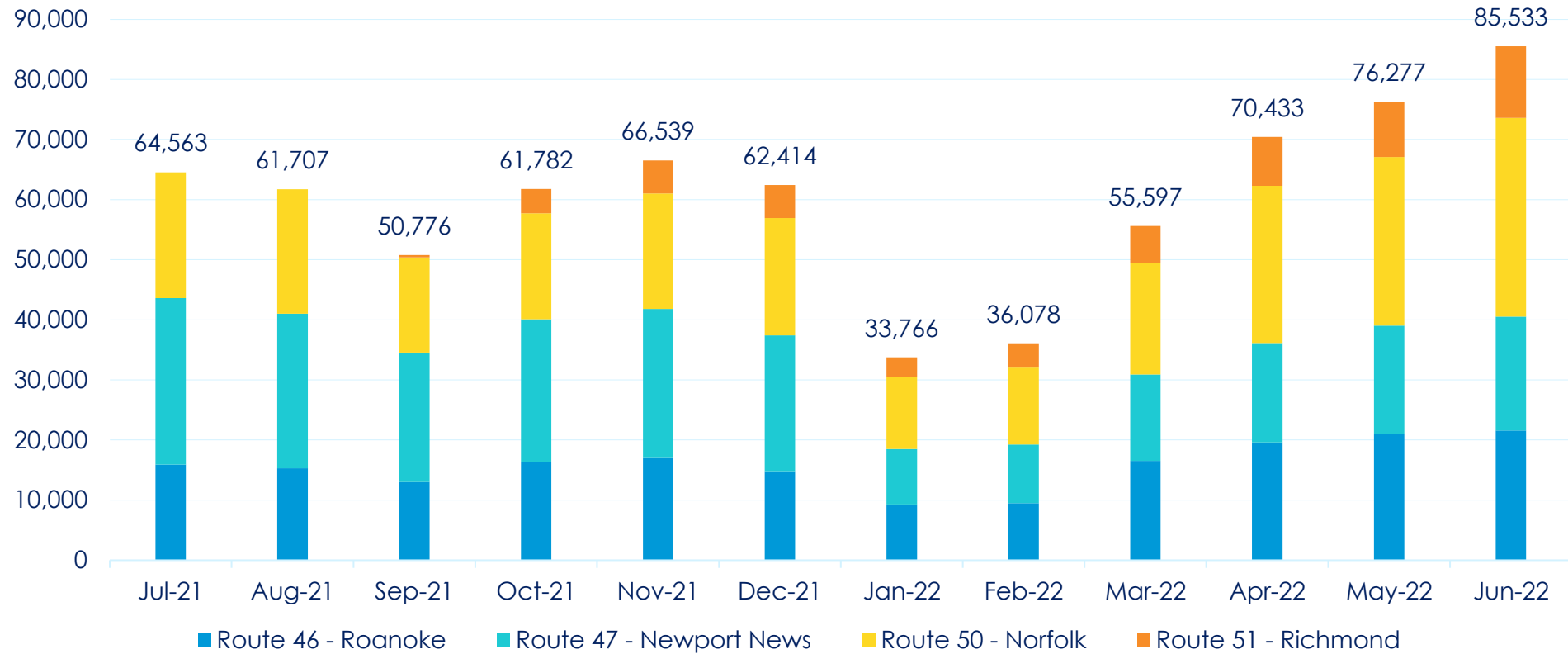


State-Supported FY-22 Monthly Ridership

- Ridership increased by 12.1% in June (+9,256) compared to the previous month.
- On average, the change in ridership from May to June is usually less than 5%.
- The cancellation of one of the two Newport News roundtrips has contributed to lower-than-expected ridership recovery compared to other Virginia routes in June.

Virginia FY22 State Supported Monthly Ridership



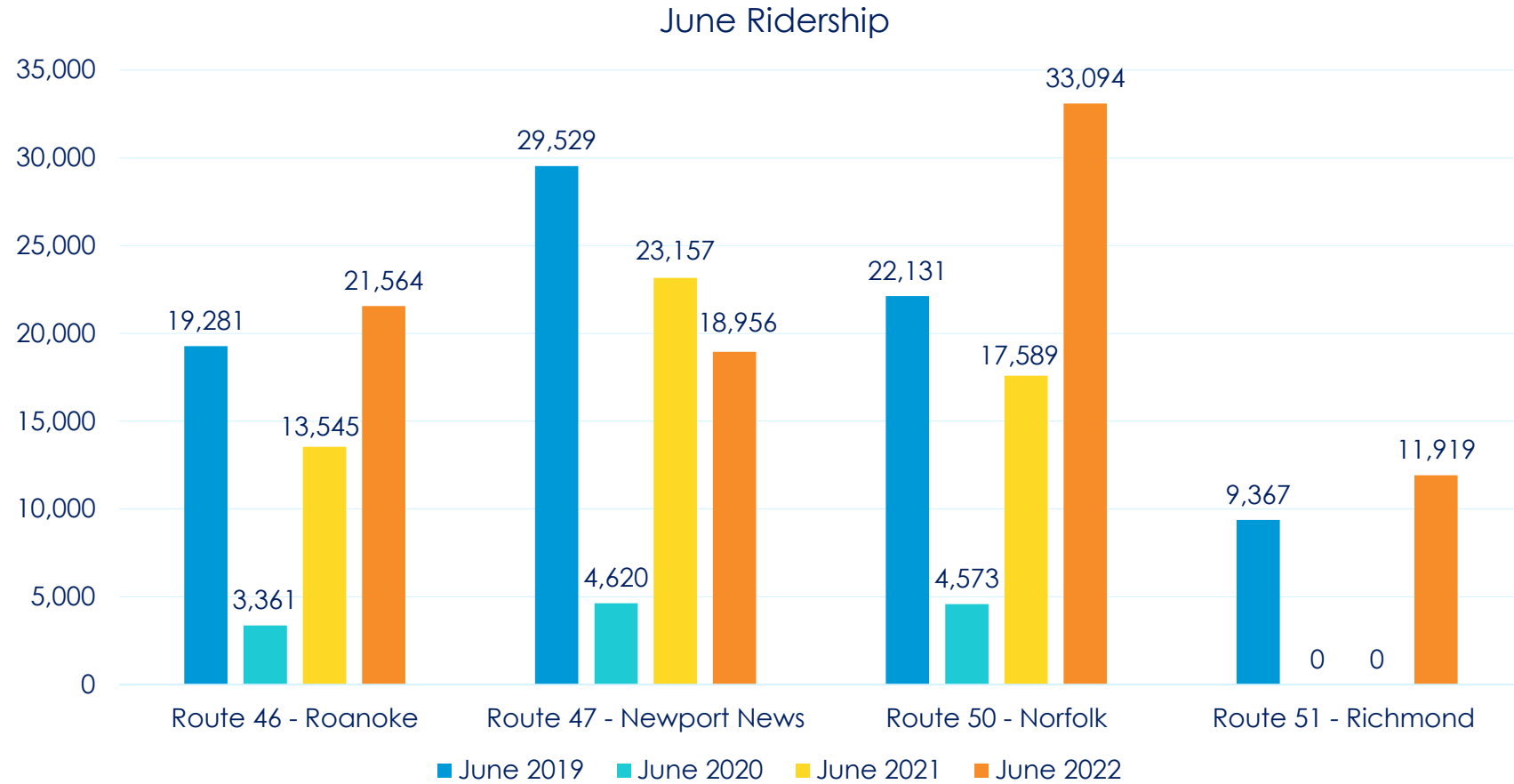
Route	Jul-21	Aug-21	Sep-21	Oct-21	Nov-21	Dec-21	Jan-22	Feb-22	Mar-22	Apr-22	May-22	Jun-22	VA FY22 YTD Total
Route 46 - Roanoke	15,903	15,280	13,026	16,358	16,991	14,809	9,278	9,509	16,516	19,605	21,059	21,564	189,898
Route 47 - Newport News	27,722	25,733	21,524	23,735	24,800	22,583	9,210	9,750	14,392	16,519	17,961	18,956	232,885
Route 50 - Norfolk	20,938	20,694	15,852	17,649	19,247	19,526	12,007	12,769	18,582	26,195	28,052	33,094	244,605
Route 51 - Richmond	0	0	374	4,040	5,501	5,496	3,271	4,050	6,107	8,114	9,205	11,919	58,077
Total	64,563	61,707	50,776	61,782	66,539	62,414	33,766	36,078	55,597	70,433	76,277	85,533	725,465

Note: One of two Newport News roundtrips was suspended from January to June 2022 due to an Amtrak staffing shortage.



June Ridership Comparison: Year-over-Year

- In June 2022, Roanoke, Norfolk, and Richmond routes exceeded their June 2019 (pre-pandemic) ridership levels.
- Virginia ridership in June 2022 was up 6.5% compared to June 2019 (pre-pandemic), despite the cancellation of one Newport News roundtrip.
- One Newport News roundtrip was suspended Jan through June 2022 due to an Amtrak staffing shortage. One round-trip frequency for both Newport News and Norfolk routes was suspended in June 2020, and Richmond Rt 51 was suspended in June 2020 & 2021 due to pandemic-related service cuts.



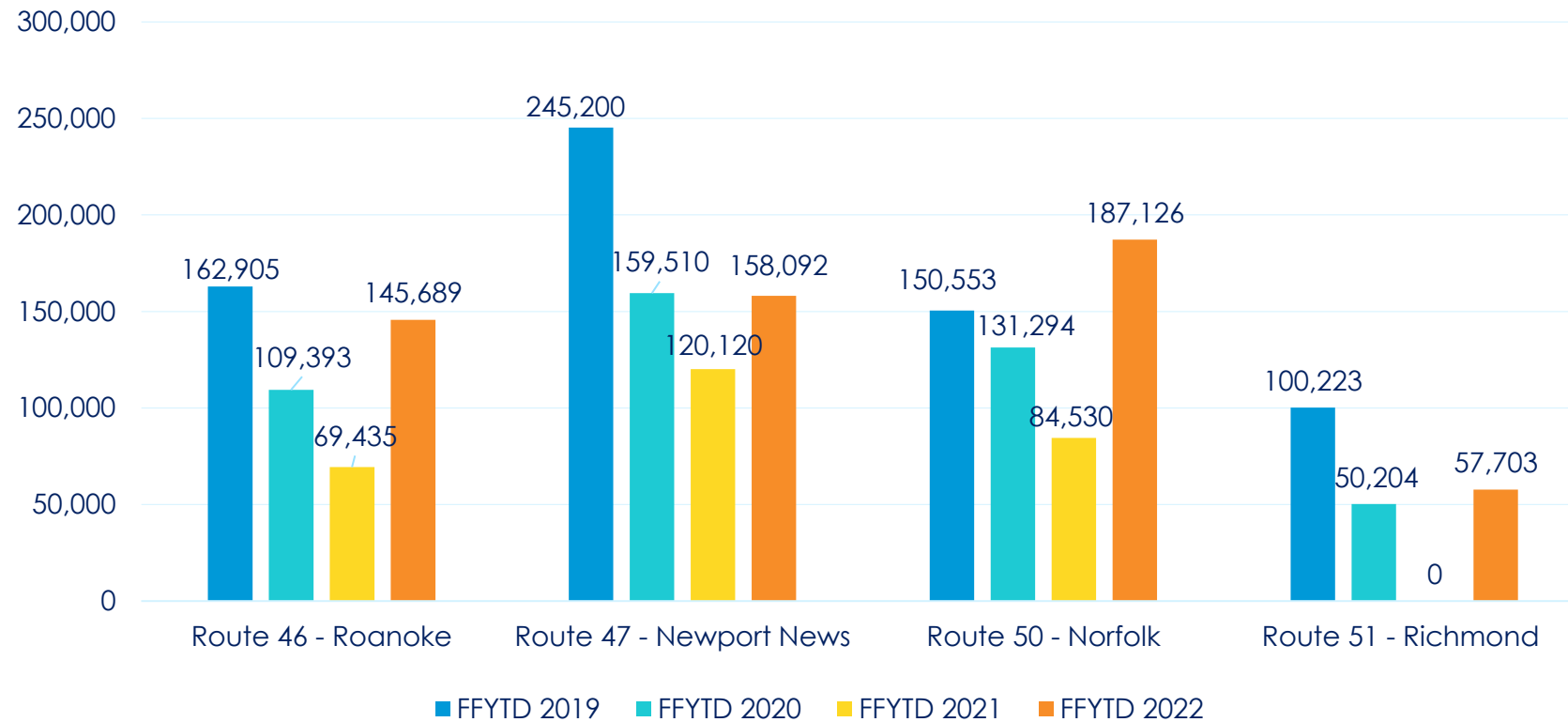
Route	June 2019	June 2020	June 2021	June 2022	June 2022 vs 2019	June 2022 vs 2020	June 2022 vs 2021
Route 46 - Roanoke	19,281	3,361	13,545	21,564	11.8%	541.6%	59.2%
Route 47 - Newport News	29,529	4,620	23,157	18,956	-35.8%	310.3%	-18.1%
Route 50 - Norfolk	22,131	4,573	17,589	33,094	49.5%	623.7%	88.2%
Route 51 - Richmond	9,367	0	0	11,919	27.2%	-	-
Total	80,308	12,554	54,291	85,533	6.5%	581.3%	57.5%



Federal Fiscal Year-to-Date (FFYTD) Ridership: (Oct-June)

- FFY22 YTD ridership in June for Virginia Supported Amtrak service was 16.7% lower than FFY19, but higher by 21.8% compared to FFY20 ridership.
- FFY22 YTD ridership in June was double the FFY21 YTD ridership.
- Please note the following pandemic service details: FFY2020 had five pre-pandemic ridership months. One round-trip frequency for both Newport News and Norfolk routes was suspended from April 2020 to September 2020. Richmond Route 51 was not operational from April 2020 to September 26, 2021. One Newport News roundtrip was suspended Jan to June 2022.

Virginia Supported Amtrak Ridership (FFYTD October-June)



Route	FFYTD 2019	FFYTD 2020	FFYTD 2021	FFYTD 2022	FFYTD 2022 vs 2019	FFYTD 2022 vs 2020	FFYTD 2022 vs 2021
Route 46 - Roanoke	162,905	109,393	69,435	145,689	-10.6%	33.2%	109.8%
Route 47 - Newport News	245,200	159,510	120,120	158,092	-35.5%	-0.9%	31.6%
Route 50 - Norfolk	150,553	131,294	84,530	187,126	24.3%	42.5%	121.4%
Route 51 - Richmond	100,223	50,204	0	57,703	-42.4%	14.9%	-
Total	658,881	450,401	274,085	548,610	-16.7%	21.8%	100.2%

