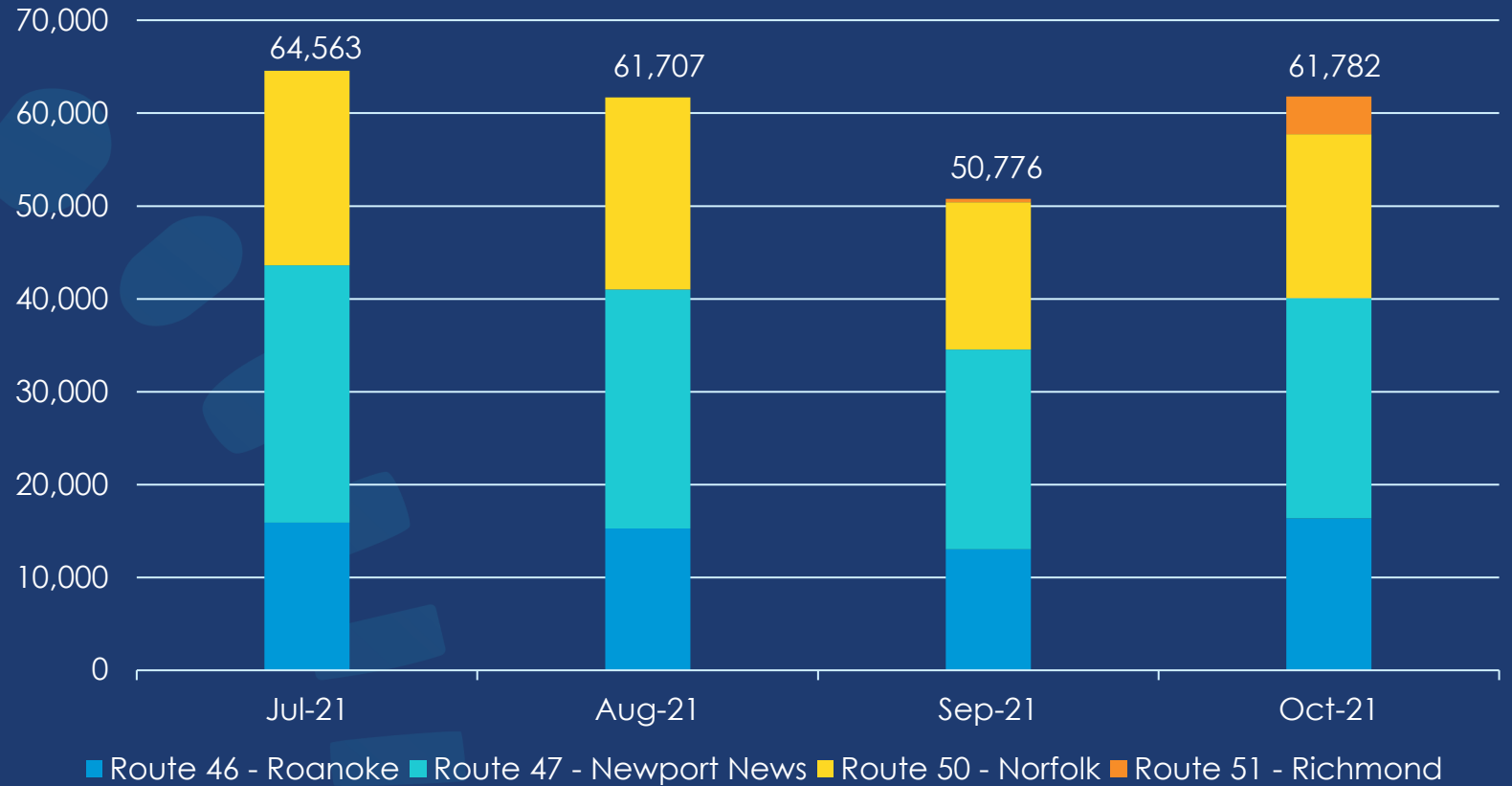


State-Supported FY-22 Monthly Ridership

- Ridership grew by 21.7% in October (+11,006) compared to the previous month.
- This is consistent with prior years, as ridership on state sponsored service has on an average increased ~19% between September and October.
- Start of Richmond Route-51 and associated promotion may have given a boost to ridership in October 2021.
- For the week ending November 18, Yo2Y 7 day moving average for **Virginia bookings were at the same level as 2019**. By comparison, Amtrak system wide bookings during that same period were down 21.9%.

Virginia FY22 State Supported Monthly Ridership

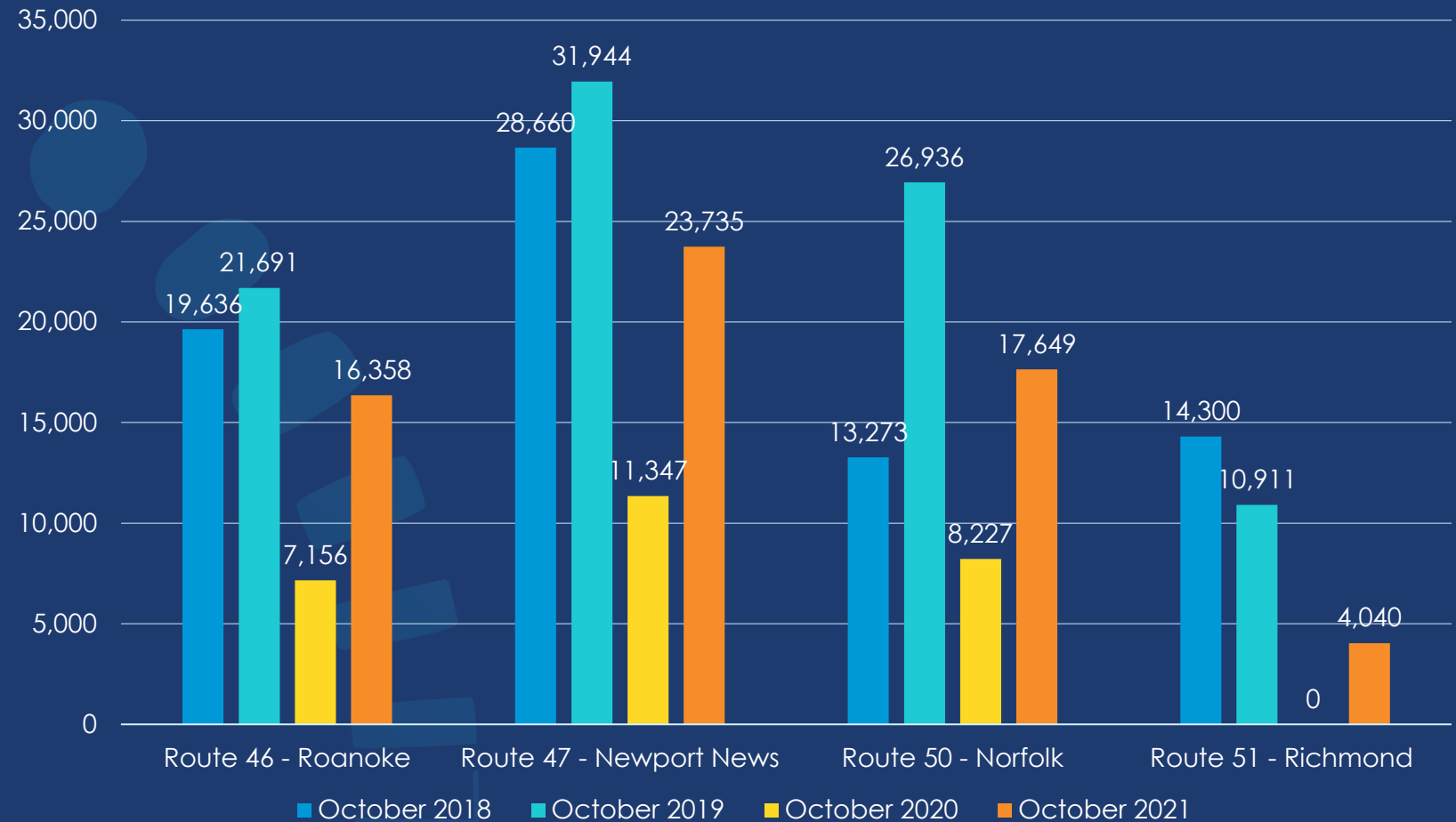


Route	Jul-21	Aug-21	Sep-21	Oct-21
Route 46 - Roanoke	15,903	15,280	13,026	16,358
Route 47 - Newport News	27,722	25,733	21,524	23,735
Route 50 - Norfolk	20,938	20,694	15,852	17,649
Route 51 - Richmond	0	0	374	4,040
Total	64,563	61,707	50,776	61,782

October Ridership Comparison: Year-over-Year

- Ridership for Virginia supported Amtrak service in October 2021 was 81.4% of October 2018 (↓18.6%).
- Virginia ridership in October 2021 lagged by 32.5% compared to October 2019 (pre-pandemic) but was more than double of October 2020.
- 2nd Norfolk roundtrip had not started in October 2018, but it was operational in October 2019. Richmond route was not operational in October 2020 due to pandemic related service cuts.

October Ridership

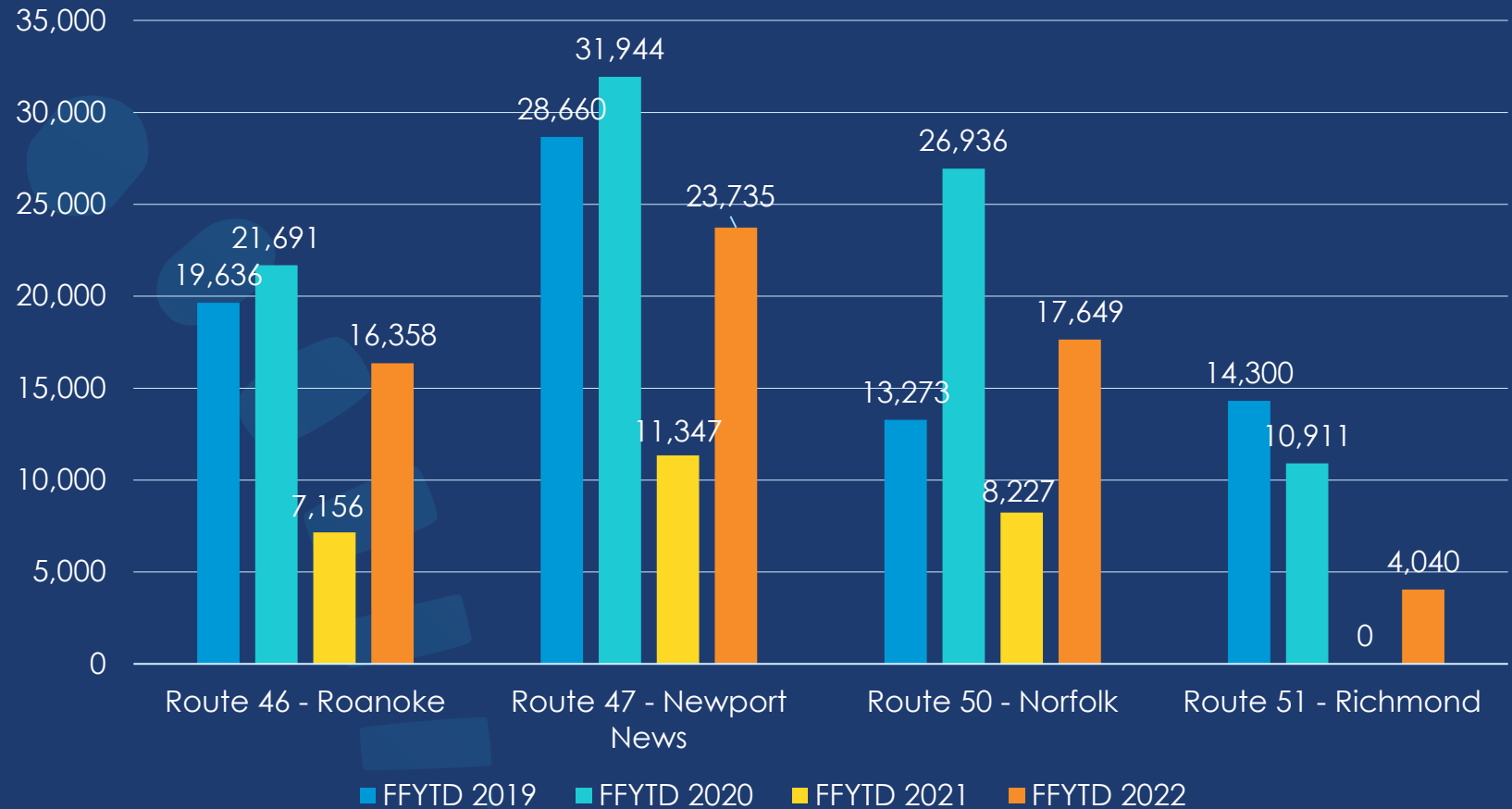


Route	October 2018	October 2019	October 2020	October 2021	Oct 2021 vs 2018	Oct 2021 vs 2019	Oct 2021 vs 2020
Route 46 - Roanoke	19,636	21,691	7,156	16,358	-16.7%	-24.6%	128.6%
Route 47 - Newport News	28,660	31,944	11,347	23,735	-17.2%	-25.7%	109.2%
Route 50 - Norfolk	13,273	26,936	8,227	17,649	33.0%	-34.5%	114.5%
Route 51 - Richmond	14,300	10,911	0	4,040	-71.7%	-63.0%	-
Total	75,869	91,482	26,730	61,782	-18.6%	-32.5%	131.1%

Federal Fiscal Year-to-Date (FFYTD) Ridership: (Oct)

- FFY22 YTD ridership in October for Virginia supported Amtrak service was 18.6% lower compared to FFY19 (pre-pandemic). 2nd Norfolk route was had not begun service in October of FFY19.
- FFY22 YTD ridership in October for Virginia supported Amtrak service was 32.5% lower compared to FFY20 (pre-pandemic) but was more than double of last year (October FFY21).
- Please note following pandemic service details: FFY2020 had five pre-pandemic ridership months. Second round-trip trains for both Newport News and Norfolk routes were suspended from April 2020 to September 2020. Richmond Route 51 was not operational from April 2020 to September 26, 2021.

Virginia Supported Amtrak Ridership (FFYTD - October)



Route	FFYTD 2019	FFYTD 2020	FFYTD 2021	FFYTD 2022	FFYTD 2022 vs 2019	FFYTD 2022 vs 2020	FFYTD 2022 vs 2021
Route 46 - Roanoke	19,636	21,691	7,156	16,358	-16.7%	-24.6%	128.6%
Route 47 - Newport News	28,660	31,944	11,347	23,735	-17.2%	-25.7%	109.2%
Route 50 - Norfolk	13,273	26,936	8,227	17,649	33.0%	-34.5%	114.5%
Route 51 - Richmond	14,300	10,911	0	4,040	-71.7%	-63.0%	-
Total	75,869	91,482	26,730	61,782	-18.6%	-32.5%	131.1%