

December 22, 2021 – January 31, 2022

# New River Valley Passenger Rail Station Feasibility Study

## Survey 1 Summary

**VIRGINIA  
PASSENGER RAIL  
AUTHORITY**



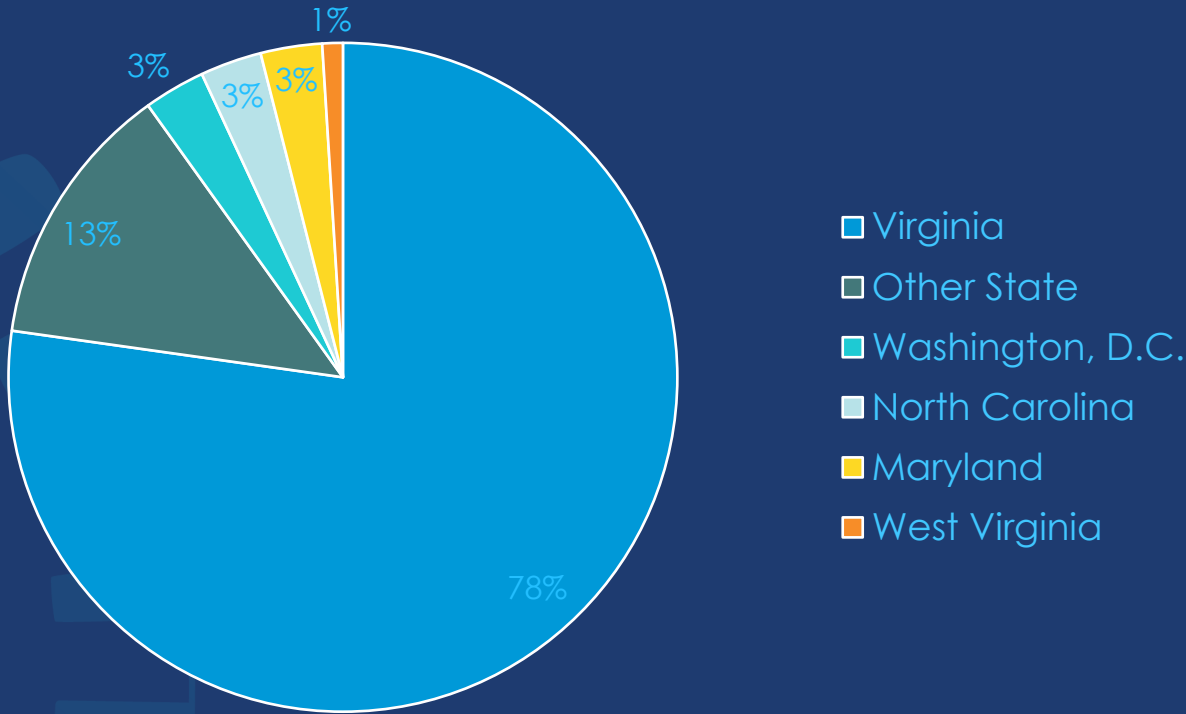
**TRANSFORMING  
RAIL IN VIRGINIA**

# Survey 1 Summary

## Overall Metrics

- Survey Study Timeframe: 12/22 – 1/31
- 2,630 survey participants  
Estimated time to complete: 5 minutes
- Completed surveys/# of respondents: 55%

Participant Location by State



# Survey 1 General Themes/Comments

- General sentiment is people are excited and looking forward to this becoming a reality
- Multi-modal and public transit access/service to station, connectivity, and student access are all important issues
- Ease of access and proximity to other amenities is important
- Access to site depends on location, however most people can't walk/bike (although they would like to) and will likely have to drive
- All site features listed are important
- All environmental factors listed are important and care should be taken to minimize environmental impacts
- Both Ellett and Merrimac present challenges
- Both NRV Mall sites are preferred sites

## Word Cloud Themes

Multi-modal Connectivity

Reality

Looking forward

Merrimac is challenging

Other amenities

**EXCITED**

Features

Ellett is challenging

Location

Student access

Environment

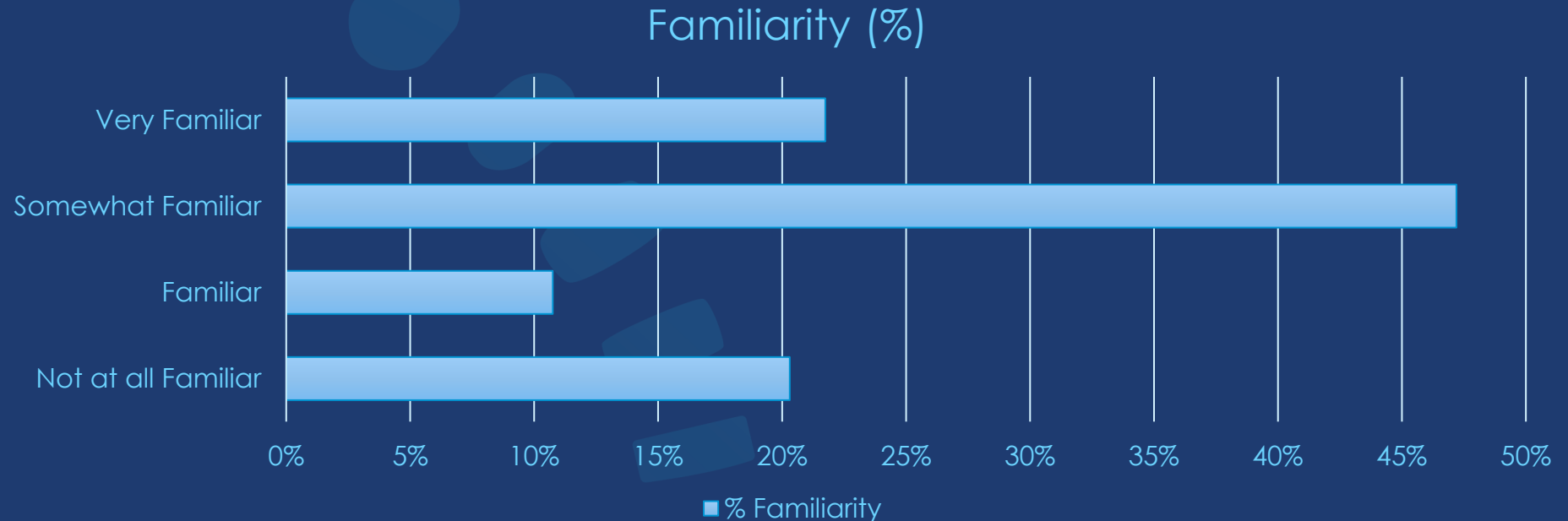
Transit access

NRV Mall location is preferred



# Survey 1. Question 1.

How familiar are you with the railroad track locations within the New River Valley?



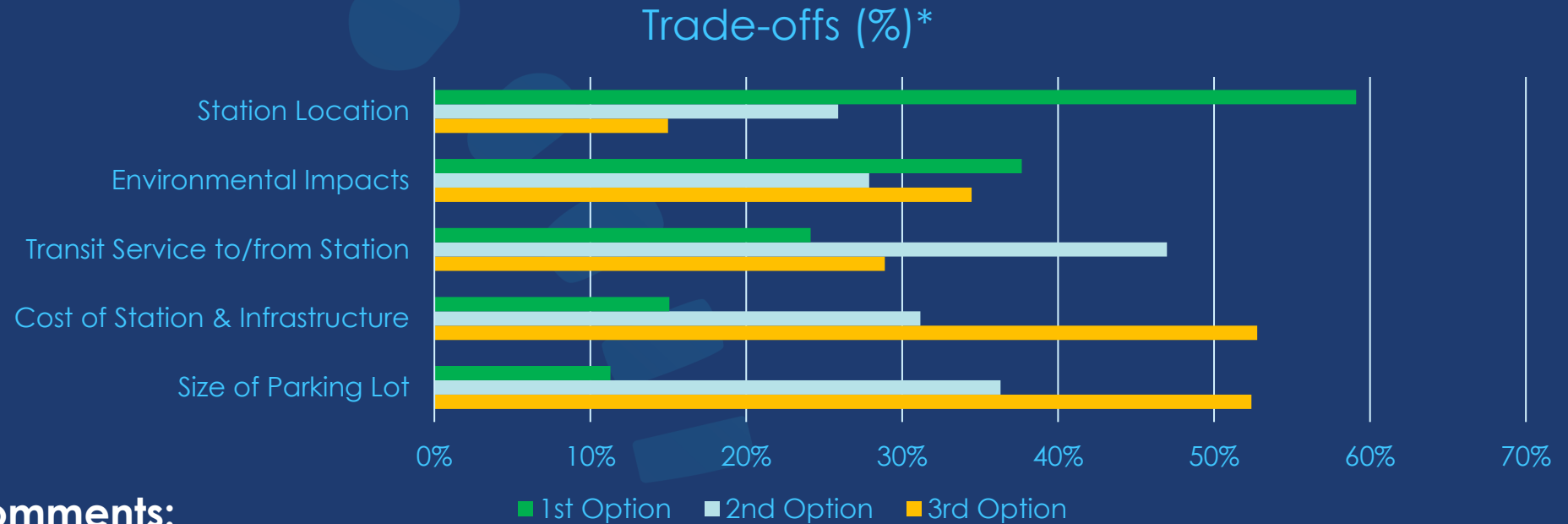
## Summary of Comments:

- 181 comments ranging from “This would be great” to “Extend service to ... (SW Virginia)”
- “Access” was a recurring theme for different groups and modes of transportation
- Ellett is “least favorable” and the “NRV mall is most favorable”; consider density and nearby amenities



# Survey 1. Question 2.

Please rank which elements you would consider first, second, and third when weighing the trade-offs in a station design.

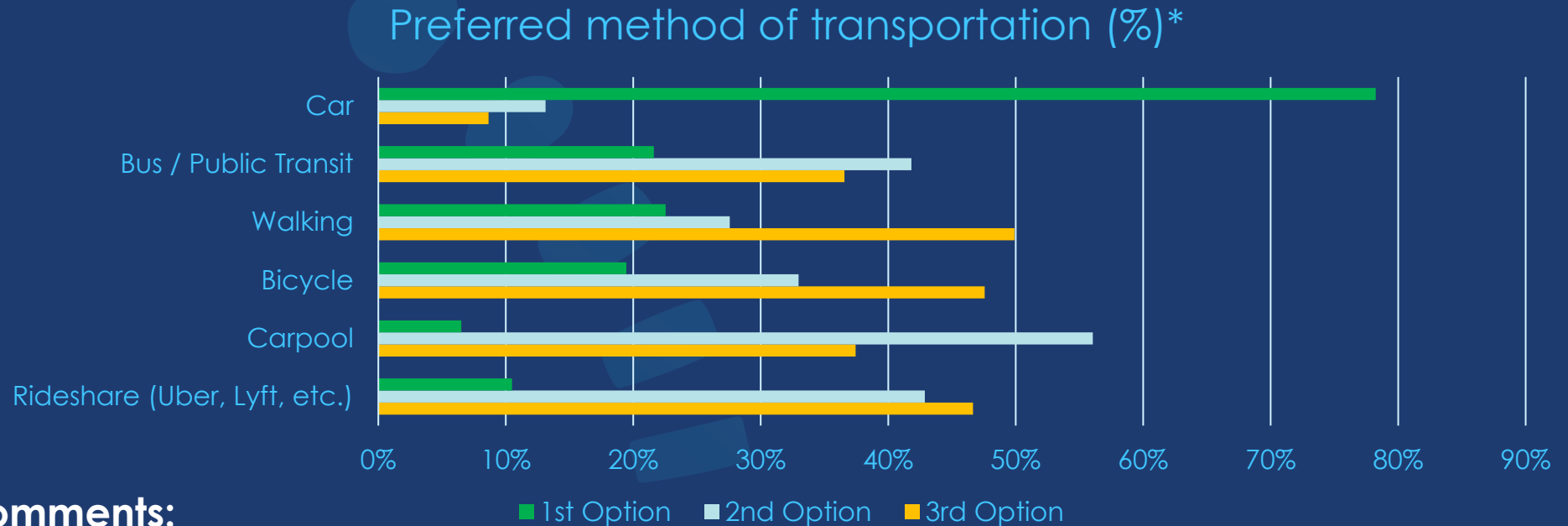


## Summary of Comments:

- Station location ranked 1<sup>st</sup> priority; environmental impacts ranked 2<sup>nd</sup> priority; transit service to/from station ranked 3<sup>rd</sup> priority
- Survey participants want the “best location to be chosen”, providing “ease of access”
- Ellett is “least favorable” and the “NRV mall is most favorable”; consider density and nearby amenities
- Parking, student access, and transit service to station are important

# Survey 1. Question 3.

What are the top three (3) ways you would get to a station?




## Summary of Comments:

- Car ranked 1<sup>st</sup> priority; bus / public transit ranked 2<sup>nd</sup> priority; walking ranked 3<sup>rd</sup> priority
- Access to station will depend on location as most can't walk/bike, but would prefer to walk/bike or take public transit
- Student access and trail/bike access are important; connecting to larger transit network is key
- Concern regarding luggage unless one drives, takes bus, or has a friend drop them off

# Survey 1. Question 4.

What site features would you prefer at a station?

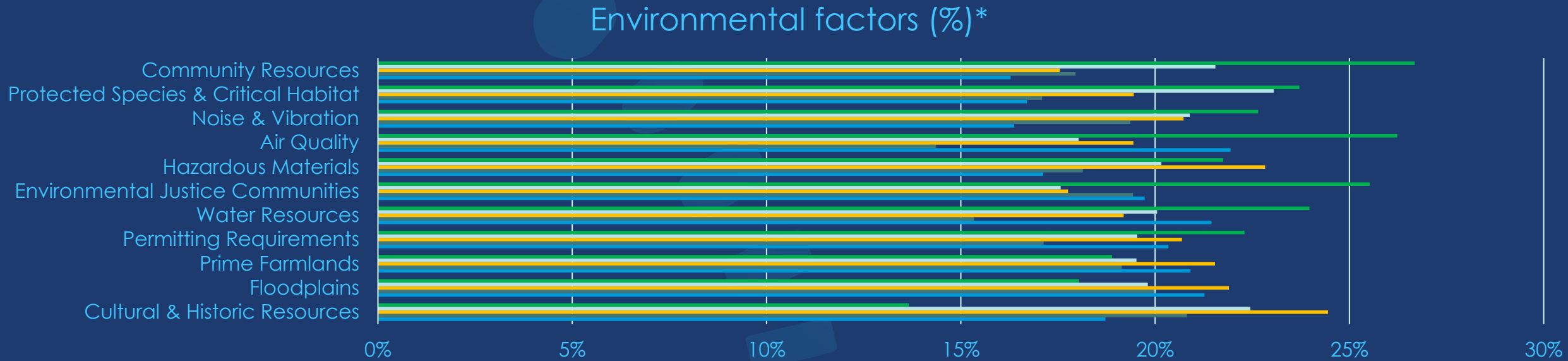


## Summary of Comments:

- Parking ranked 1<sup>st</sup> priority; bus drop-off ranked 2<sup>nd</sup> priority; enclosed seating ranked 3<sup>rd</sup> priority
- All of the amenities listed are important and should be considered
- Security and bus transfer are important to consider
- Accessibility and ADA compliance should be provided

# Survey 1. Question 5.

What environmental factors are most important as they relate to a future station location?



## Summary of Comments:

■ 1st Option ■ 2nd Option ■ 3rd Option ■ 4th Option ■ 5th Option

- Community resources ranked 1<sup>st</sup> priority; protected species and critical habitat ranked 2<sup>nd</sup> priority; noise and vibration ranked 3<sup>rd</sup> priority; however, all the environmental factors were considered important
- Ellett should not be considered; NRV-W is favorable
- Choose the best location and avoid negative impacts to environment; concern about the development impact; providing transit will inherently cut down on vehicular traffic – this is great!



# Survey 1. Question 6.

If applicable, please provide any concerning information regarding the potential station location areas, such as landmarks or historic facts, which may help VPRA with their location screening?

## Summary of Comment Themes:

- 391 comments emphasizing “access” and the NRV sites
- “Ellett is difficult” and “Best Location” ranked high
- Specific localities and “This is great” led the remaining themes

## Word Cloud Themes

