



Appendix A-6 Survey 1 & 2 Summaries

June 2022

February/March 2022

New River Valley Passenger Rail Station Feasibility Study

Survey 1 & 2 Summaries

**VIRGINIA
PASSENGER RAIL
AUTHORITY**



**TRANSFORMING
RAIL IN VIRGINIA**

Survey 1 General Themes/Comments

- General sentiment is people are excited and looking forward to this becoming a reality
- Multi-modal and public transit access/service to station, connectivity, and student access are all important issues
- Ease of access and proximity to other amenities is important
- Access to site depends on location, however most people can't walk/bike (although they would like to) and will likely have to drive
- All site features listed are important
- All environmental factors listed are important and care should be taken to minimize environmental impacts
- Both Ellett and Merrimac present challenges
- Both NRV Mall sites are preferred sites

Word Cloud Themes

Multi-modal Connectivity

Reality Looking forward

Merrimac is challenging Other amenities

EXCITED

Features
Ellett is challenging

Location

Student access

Environment

Transit access

NRV Mall location is preferred

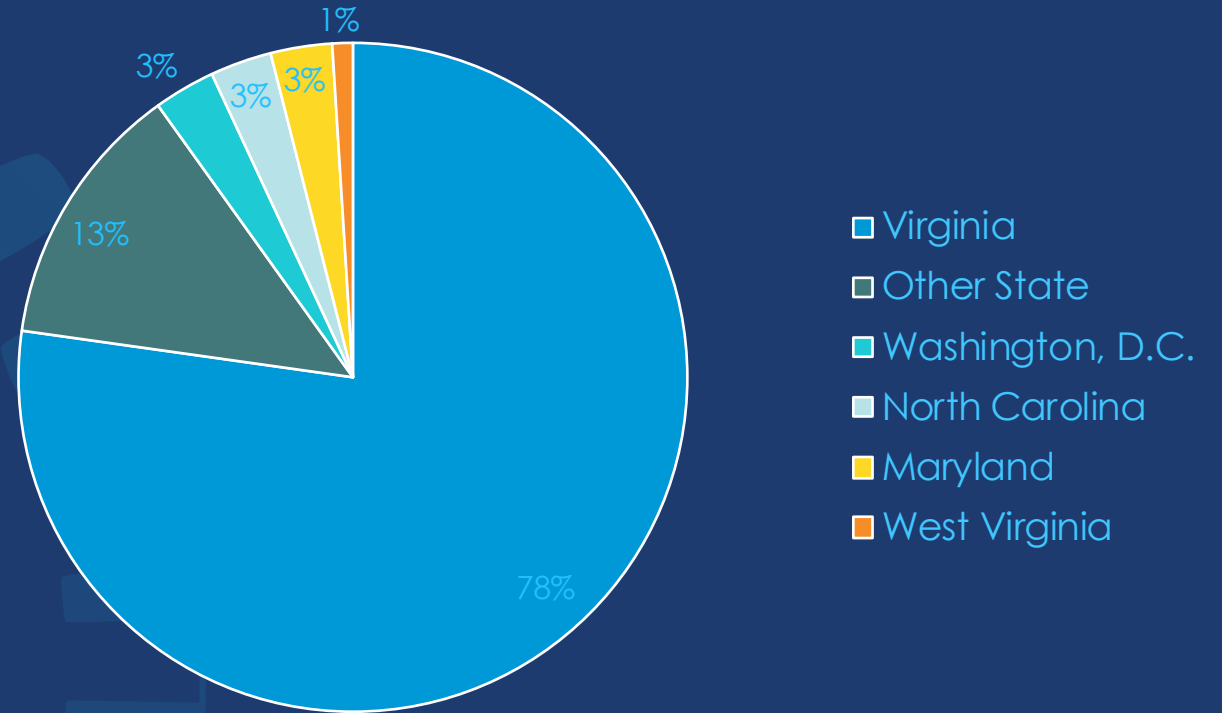


Survey 1 Summary

Overall Metrics

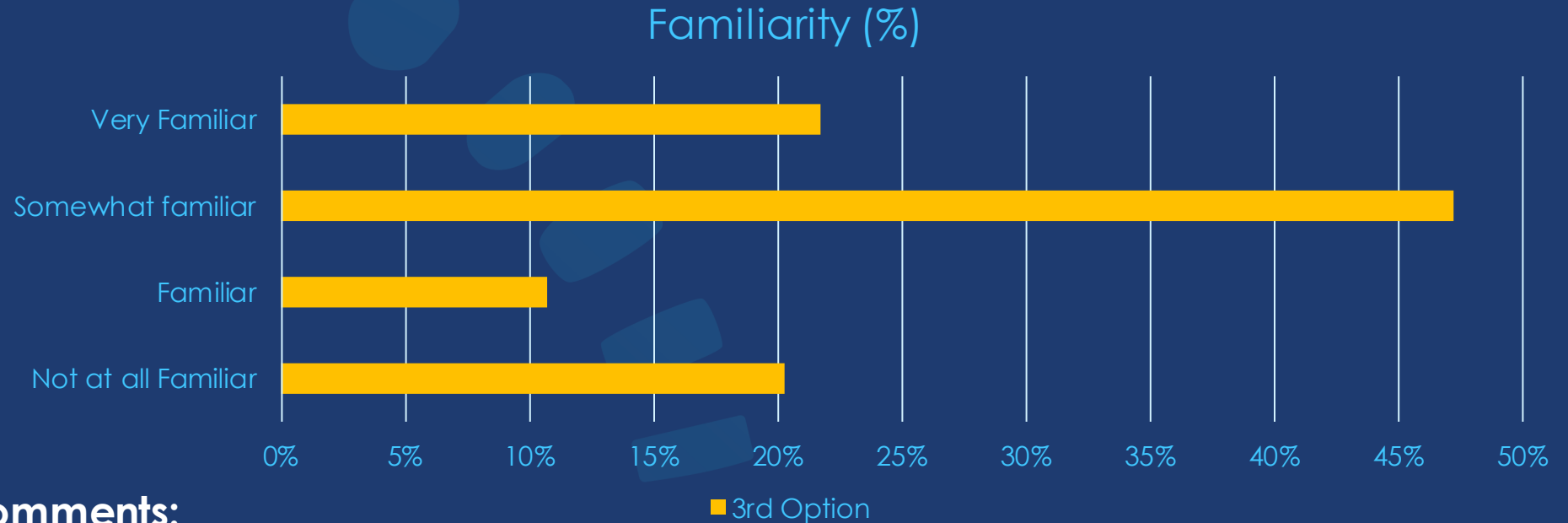
- 2,630 survey participants (from 12/22 – 1/31)
- Estimated time to complete: 5 minutes
- Completed surveys/# of respondents: 55%

Participant Location by State



Survey 1. Question 1.

How familiar are you with the railroad track locations within the New River Valley?



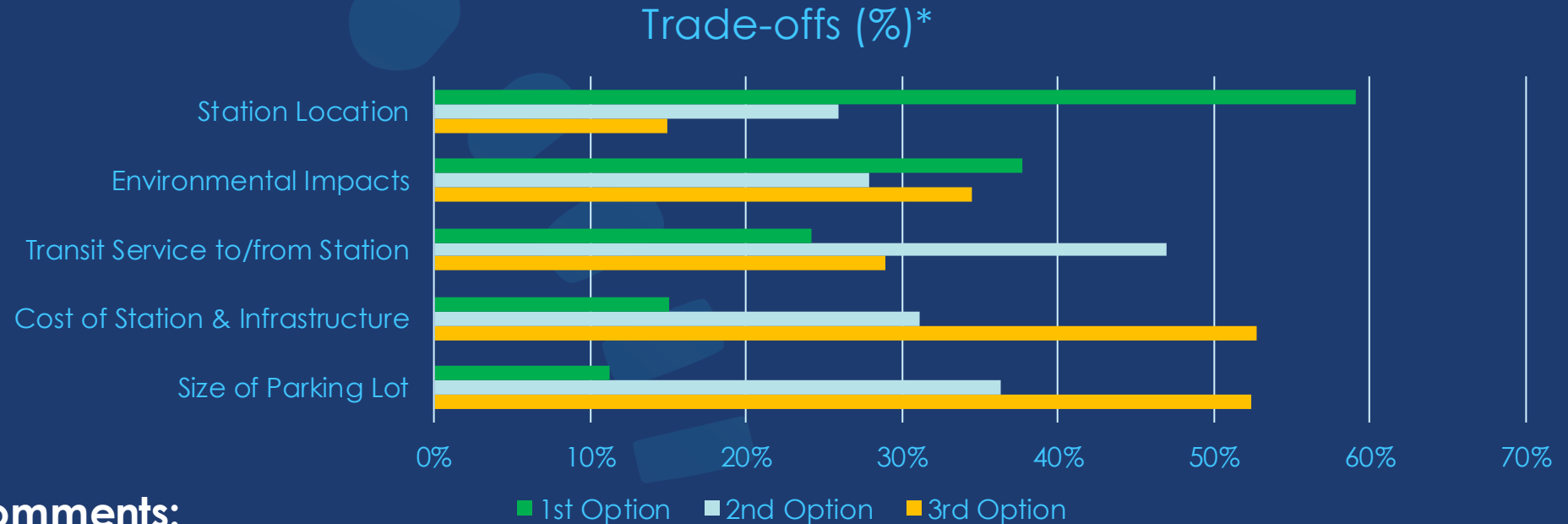
Summary of Comments:

- 181 comments ranging from “This would be great” to “Extend service to ... (SW Virginia)”
- “Access” was a recurring theme for different groups and modes of transportation
- Ellett is “least favorable” and the “NRV mall is most favorable”; consider density and nearby amenities



Survey 1. Question 2.

Please rank which elements you would consider first, second, and third when weighing the trade-offs in a station design.

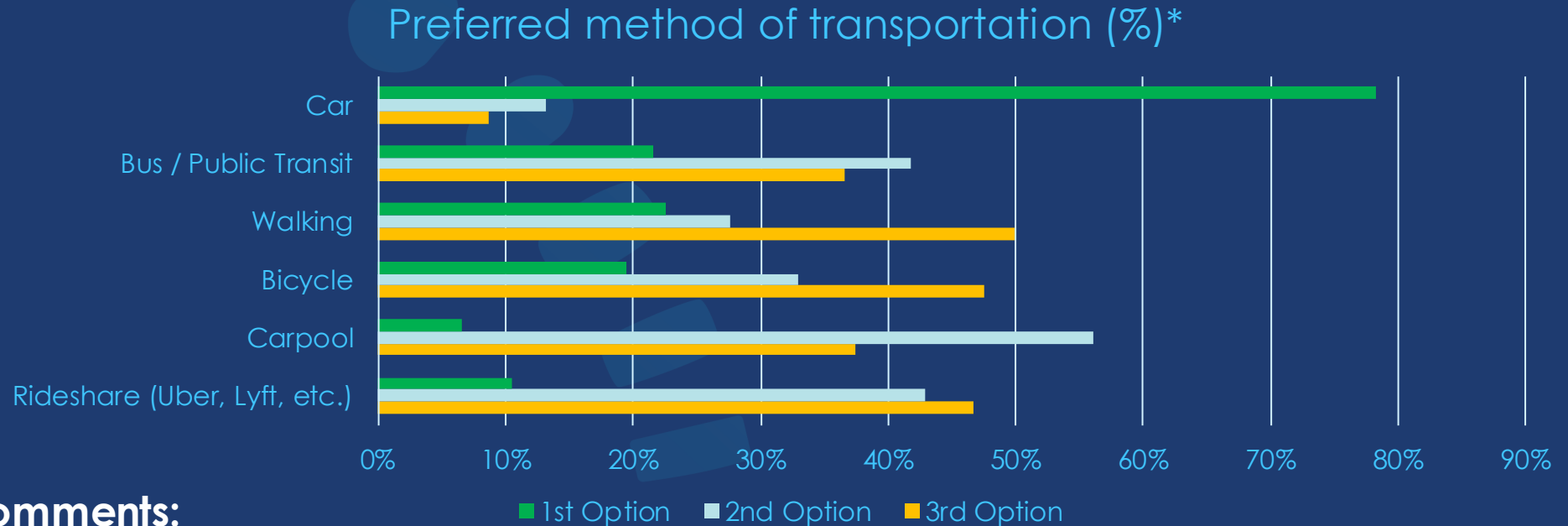


Summary of Comments:

- Station location ranked 1st priority; environmental impacts ranked 2nd priority; transit service to/from station ranked 3rd priority
- Survey participants want the “best location to be chosen”, providing “ease of access”
- Ellett is “least favorable” and the “NRV mall is most favorable”; consider density and nearby amenities
- Parking, student access, and transit service to station are important

Survey 1. Question 3.

What are the top three (3) ways you would get to a station?




Summary of Comments:

- Car ranked 1st priority; bus / public transit ranked 2nd priority; walking ranked 3rd priority
- Access to station will depend on location as most can't walk/bike, but would prefer to walk/bike or take public transit
- Student access and trail/bike access are important; connecting to larger transit network is key
- Concern regarding luggage unless one drives, takes bus, or has a friend drop them off

Survey 1. Question 4.

What site features would you prefer at a station?

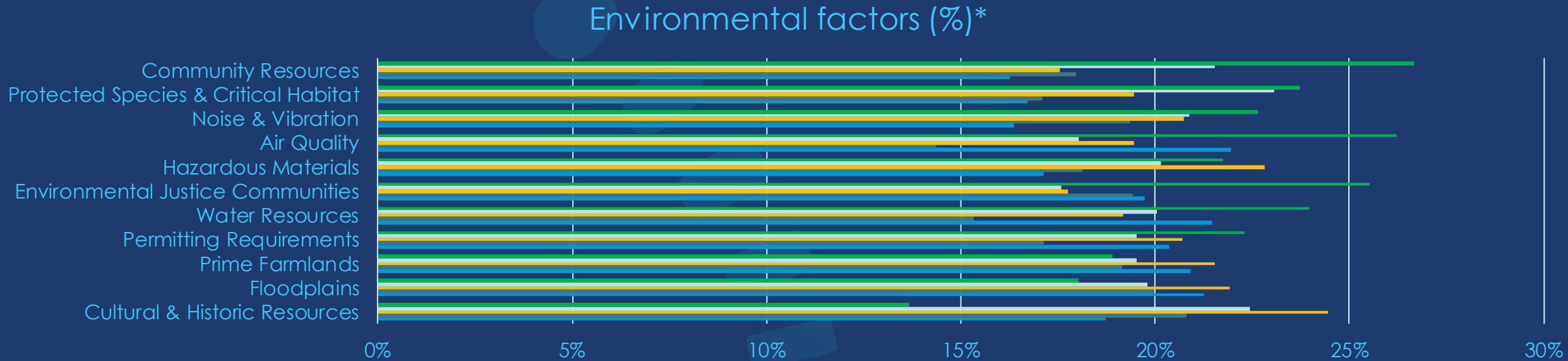


Summary of Comments:

- Parking ranked 1st priority; bus drop-off ranked 2nd priority; enclosed seating ranked 3rd priority
- All of the amenities listed are important and should be considered
- Security and bus transfer are important to consider
- Accessibility and ADA compliance should be provided

Survey 1. Question 5.

What environmental factors are most important as they relate to a future station location?



Summary of Comments: ■ 1st Option ■ 2nd Option ■ 3rd Option ■ 4th Option ■ 5th Option

- Community resources ranked 1st priority; protected species and critical habitat ranked 2nd priority; noise and vibration ranked 3rd priority; however, all the environmental factors were considered important
- Ellett should not be considered; NRV-W is favorable
- Choose the best location and avoid negative impacts to environment; concern about the development impact; providing transit will inherently cut down on vehicular traffic – this is great!

*Table is ranked in order of highest to lowest preference

Survey 1. Question 6.

If applicable, please provide any concerning information regarding the potential station location areas, such as landmarks or historic facts, which may help VPRA with their location screening?

Summary of Comment Themes:

- 391 comments emphasizing “access” and the NRV sites
- “Ellett is difficult” and “Best Location” ranked high
- Specific localities and “This is great” led the remaining themes

Ellett Transit prefer historic Huckleberry Trail accessibility well North
possible central accessible choice connection track new
Ellett location may want one cars line future community major
travel station needs NRV Mall Virginia Tech traffic impacts
parking easy people bike think business already great
option way Christiansburg route access see
train existing use considered area located location
important station work will look need Merrimac
make sites roads town train station makes sense close
many students large Radford trail NRV require service passenger
station location available concerns Ellett easy access seems
built Ellett Valley old provide transportation land support serve convenient
Cambria VT



Survey 2 General Themes/Comments

- General sentiment is people are excited and looking forward to this becoming a reality
- Multi-modal and public transit access/service to station, connectivity, and student access are all important issues
- Ease of access and connection of Huckleberry Trail is important
- There are traffic, noise, sufficient parking, and parking cost concerns
- The pedestrian bridge location and connection raises concerns for adjacent neighbors
- Both NRV Mall sites have site design configuration suggestions, particularly in relation to the Huckleberry Trail alignment as it intersects with the project site
- All facilities should be ADA compliant

Word Cloud Themes

Pedestrian bridge

ADA compliant Traffic Reality

Access Other amenities

Noise Parking Student access

Multi-modal Connectivity

NRV Mall site layout Station amenities

Survey 2 Summary

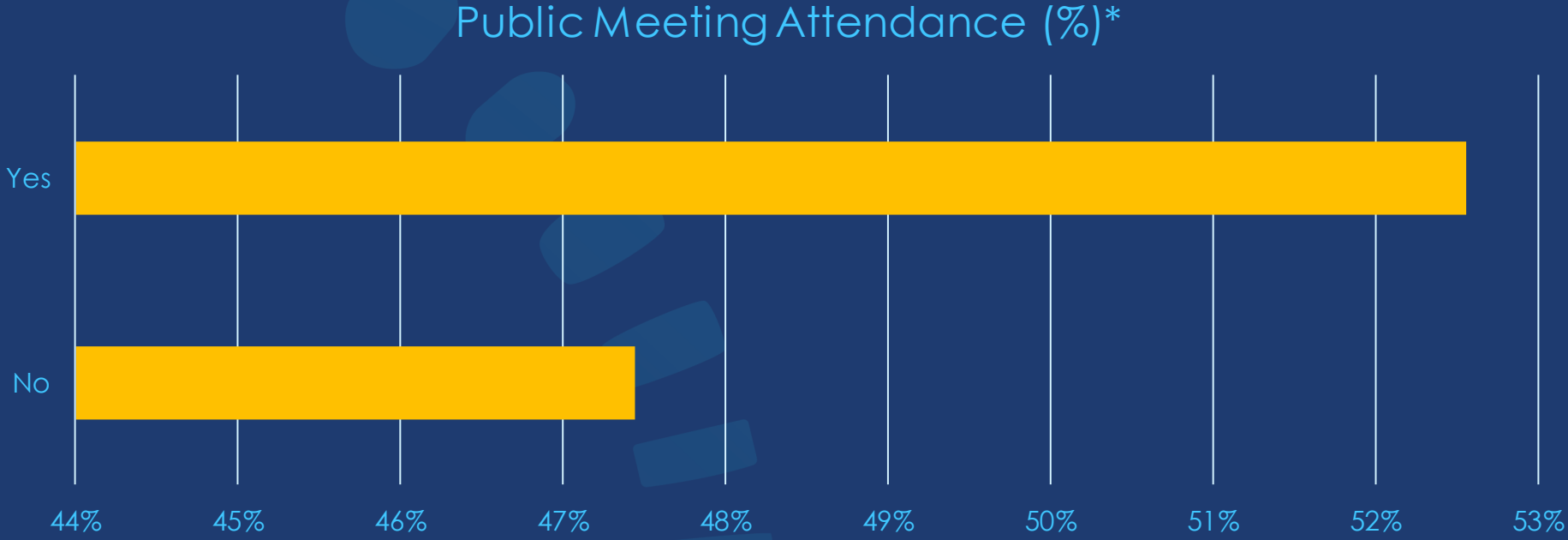
Overall Metrics

- 158 survey participants (from 2/28 – 3/15)
- Estimated time to complete: 4 minutes
- Completed surveys/# of respondents: 77%



Survey 2. Question 1.

Did you watch or attend the New River Valley Passenger Rail Station Feasibility Study Public Meeting?

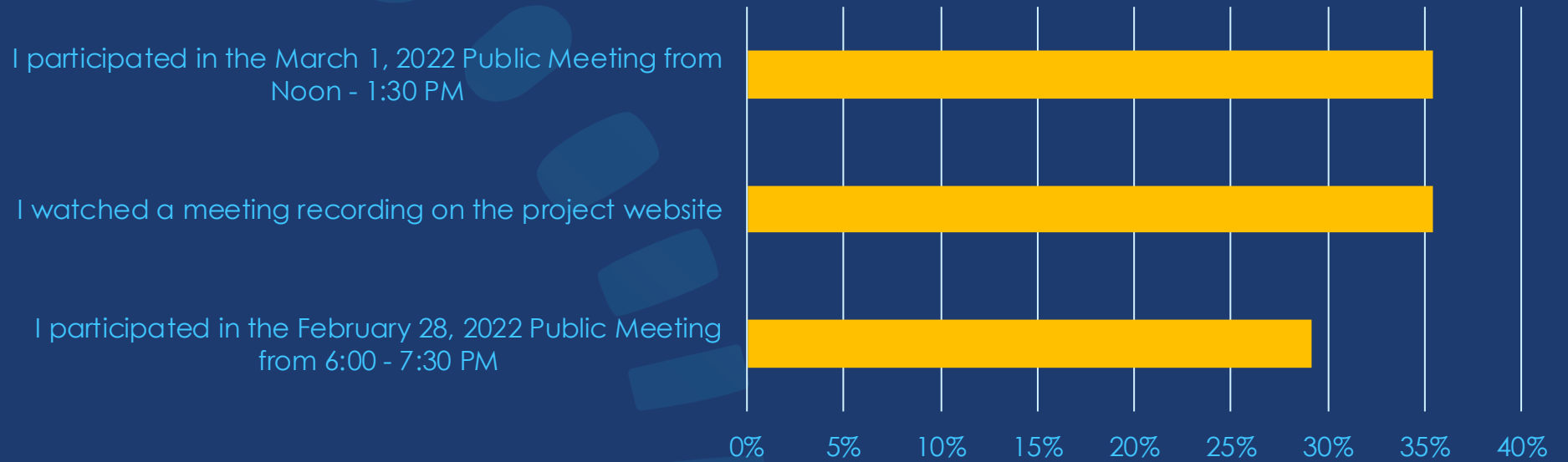


*Table is ranked in order of highest to lowest preference

Survey 2. Question 2.

How did you participate in the Public Meeting?

Method of participation(%)*

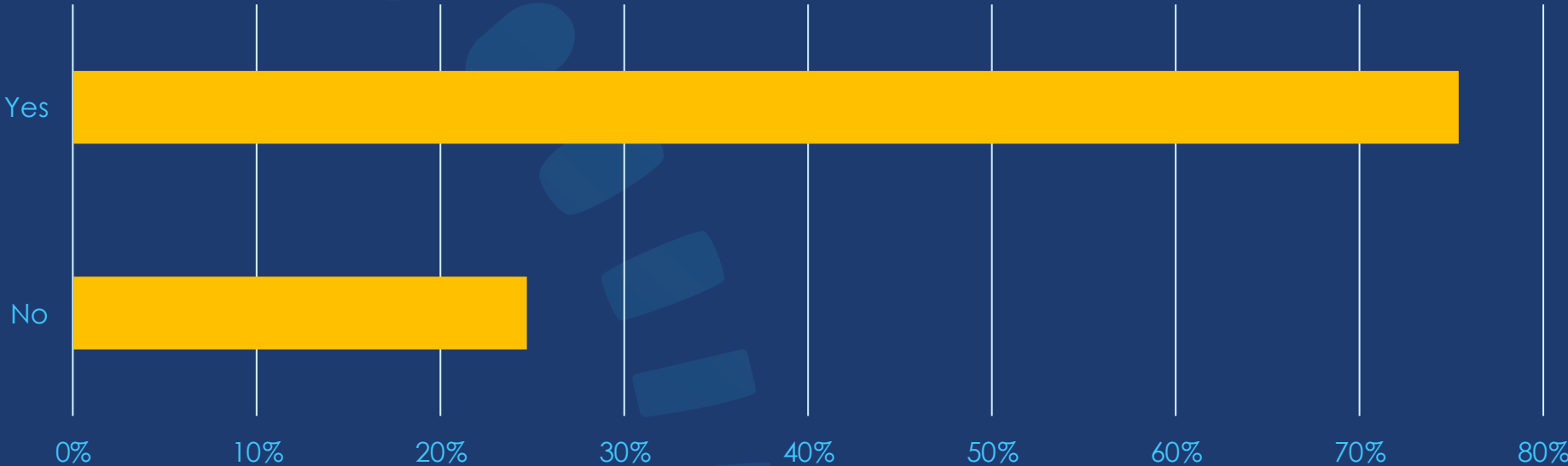


*Table is ranked in order of highest to lowest preference

Survey 2. Question 3.

Do you consider yourself a year-round resident of the New River Valley?

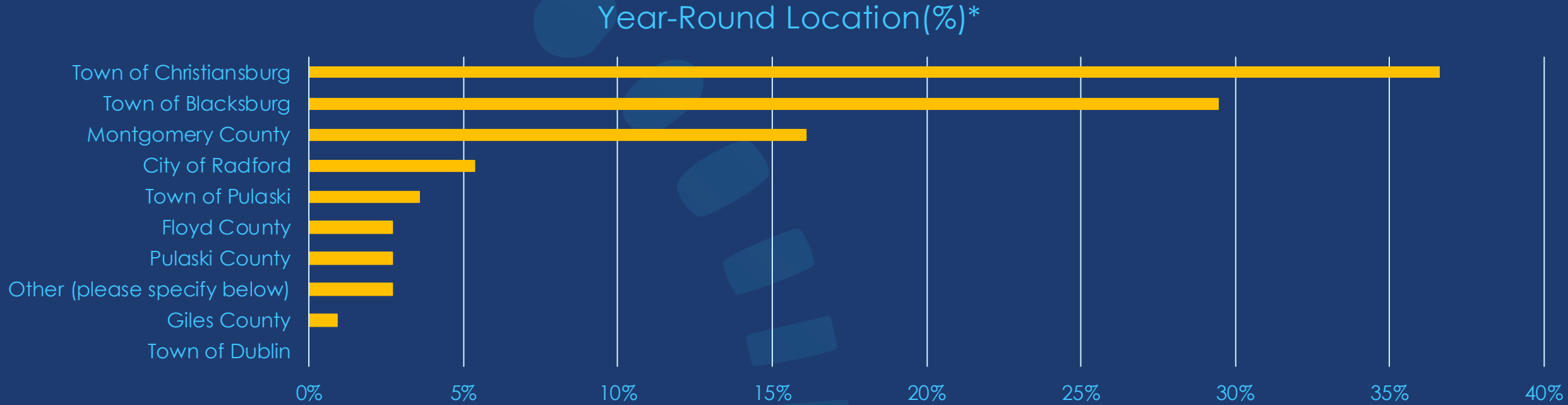
NRV Year-Round Residents (%)*



*Table is ranked in order of highest to lowest preference

Survey 2. Question 4.

If so, please indicate what county or town you are a year-round resident of below.



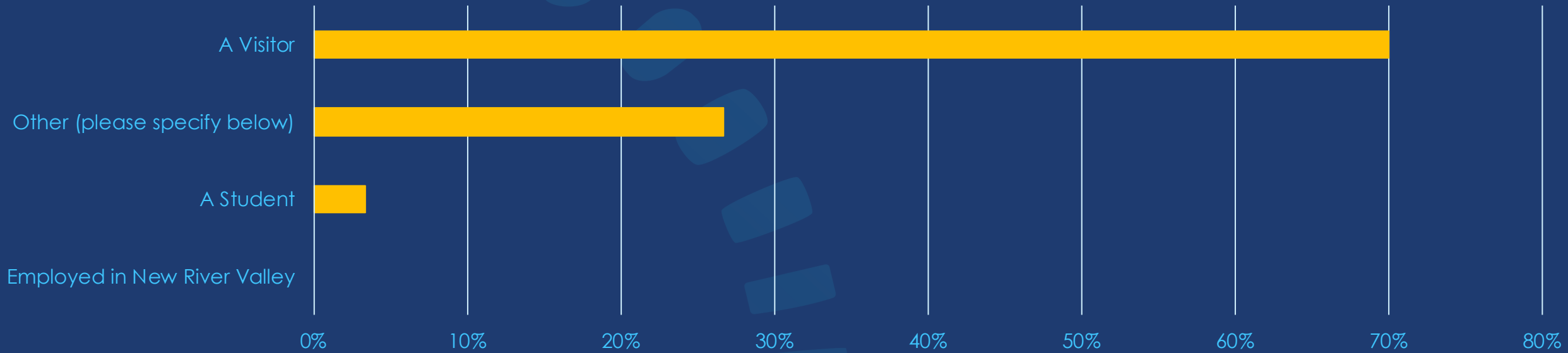
Summary of Comments:

- Others listed: Roanoke, Wythe, and the Villas at Peppers Ferry

Survey 2. Question 5.

If you are not a year-round resident of the New River Valley, are you:

Non year-round residents (%)*

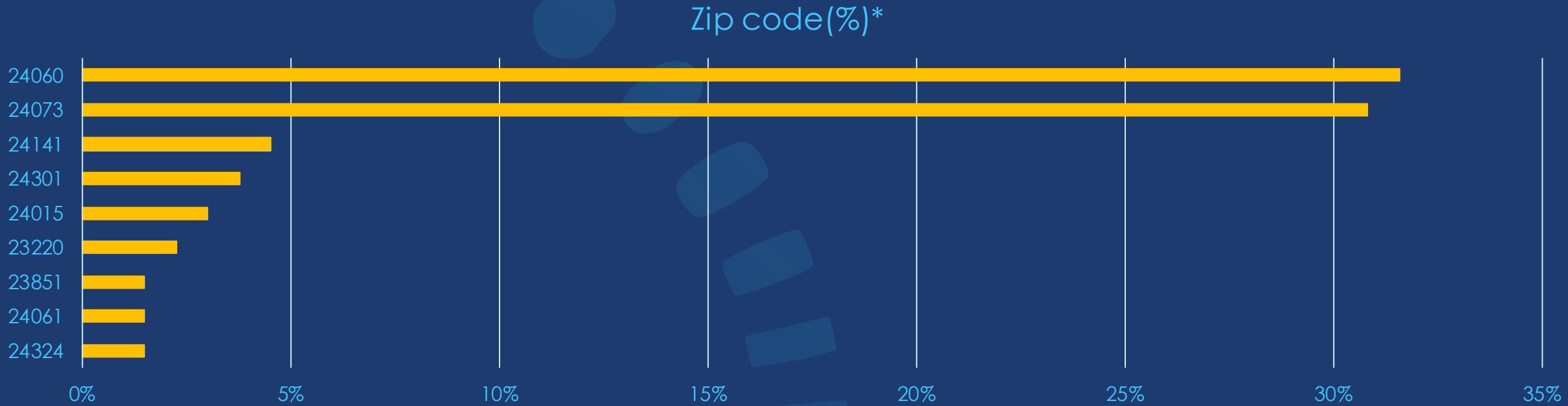


Summary of Comments:

- Others listed: Live elsewhere, second home, consultant

Survey 2. Question 6.

What is your zip code?



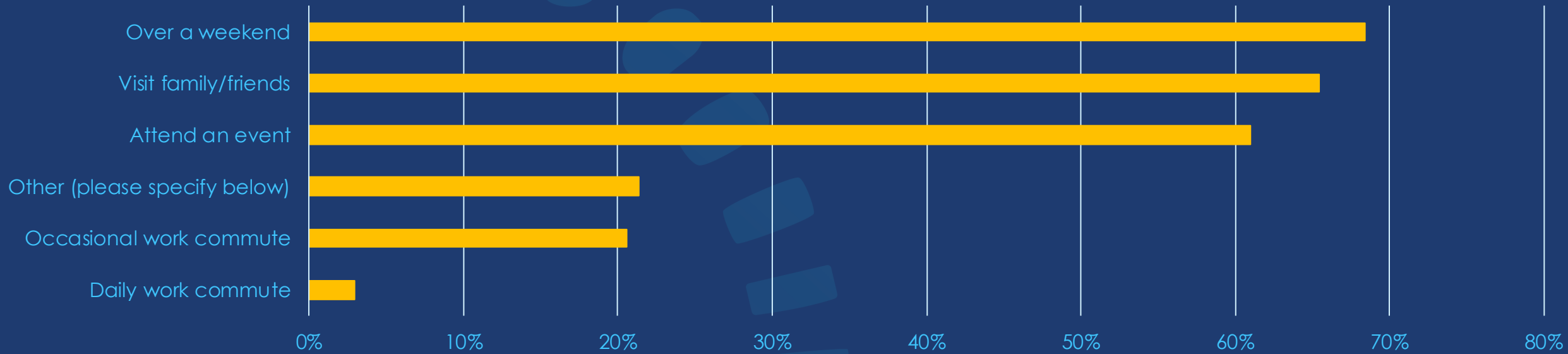
Summary of Zip Codes with less than 1%:

- 20001, 20124, 22150, 22193, 22304, 23060, 23146, 23228, 23229, 23235, 23323, 24091, 24128, 24149, 24153, 24175, 24210, 24323, 24347, 24401, 24501, 27215, 27519, 30309, 38501

Survey 2. Question 7.

In the future, how do you plan to use New River Valley passenger rail service? (Select all that apply)

Other ways to use NRV passenger rail service (%)*



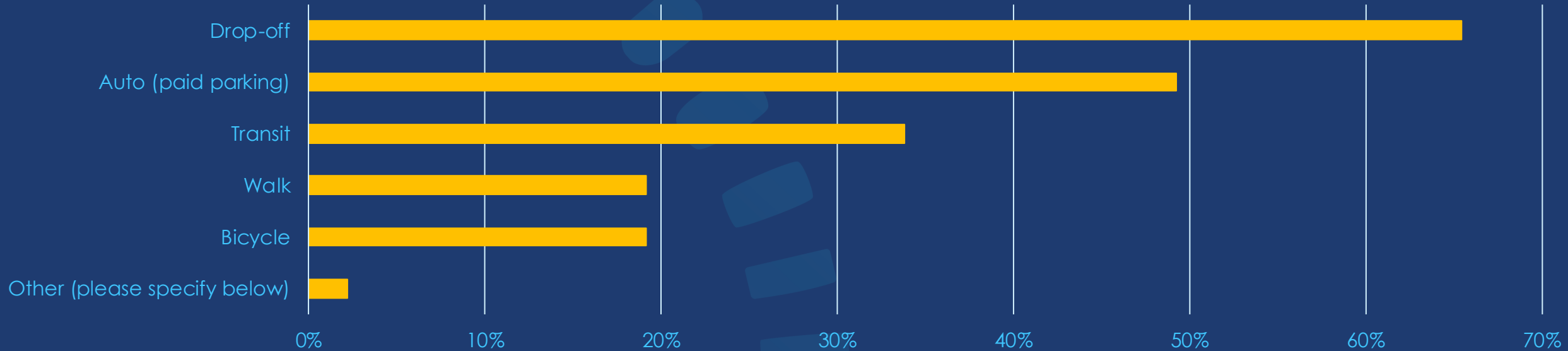
Summary of Comments:

- Sightsee, driving alternative, vacation, travel, sporting event, airport transfer

Survey 2. Question 8.

If the on-site parking at the train station requires a fee or is a reduced size to accommodate site constraints, which form of transportation will you use to get to/from the station? (Select all that apply)

Other ways to use NRV passenger rail service (%)*



Summary of Comments:

- Vacation, nearby parking, vehicle for hire

*Table is ranked in order of highest to lowest preference

Survey 2. Question 9.

Please provide any additional questions or comments you would like VPRA to consider.

Summary of Comment Themes:

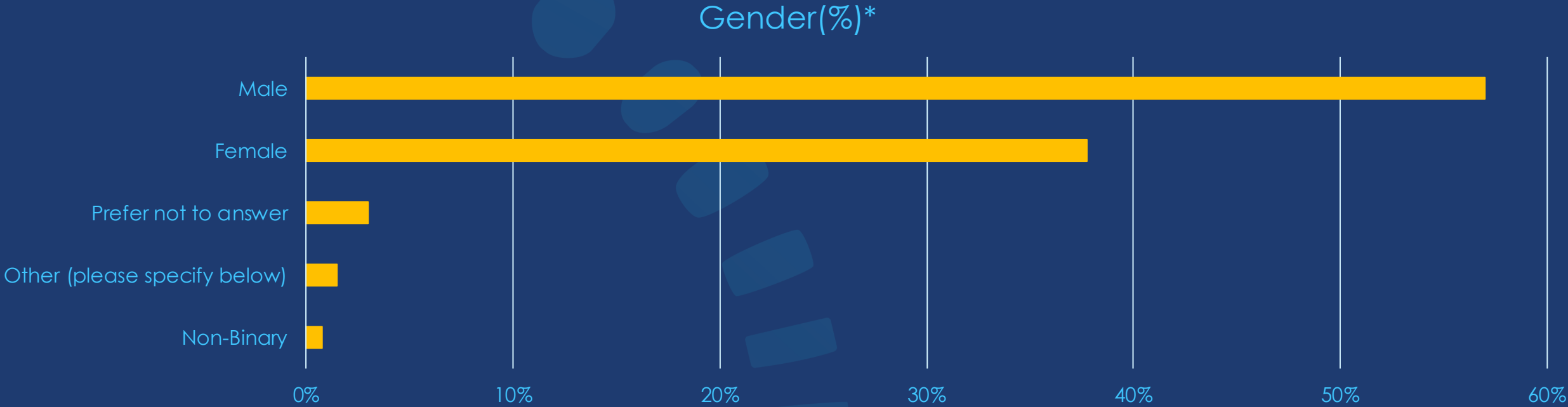
- 45 comments
- Public comments included comments/concerns about the pedestrian bridge, noise, parking, and traffic.
- There are “mall site” comments, including those regarding the “Huckleberry Trail connection” and “pedestrian bridge”.
- The public plans to use the NRV rail service to predominantly visit family/friends, over a weekend, and attend an event.

people project lights considered connections chosen site need
train station connects walk station someone rail private
NRV Mall proximity mall back bridge mall area use
drop area pedestrian bridge closer community
locations station Mall North will foot traffic plan rather
parking love area across proposed NRV access crossing
Villas Peppers Ferry build s make parking lot heard train now
Blacksburg walking



Survey 2. Question 10.

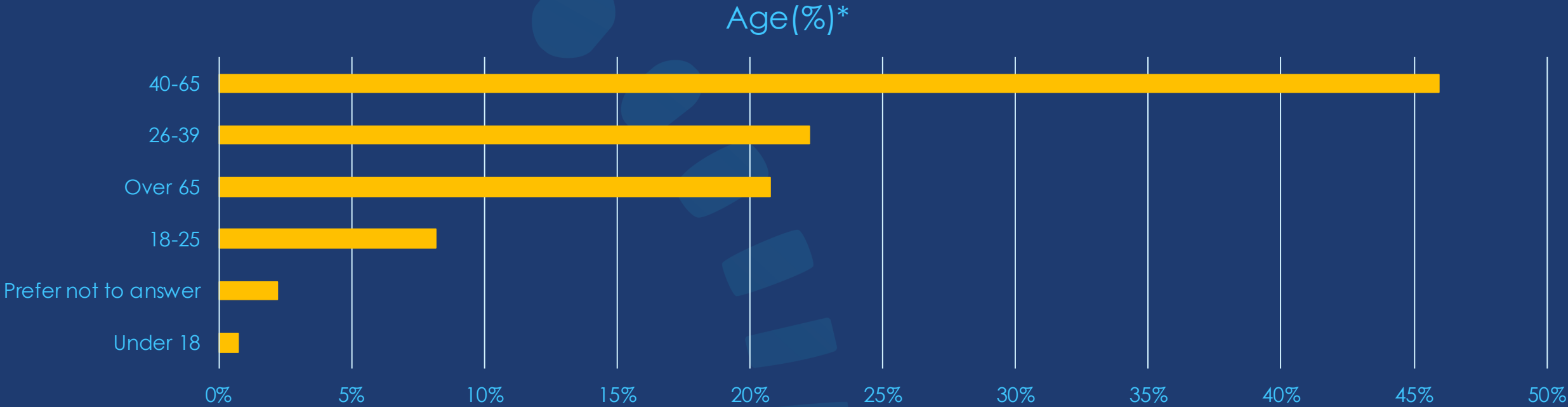
What is your gender?



*Table is ranked in order of highest to lowest preference

Survey 2. Question 11.

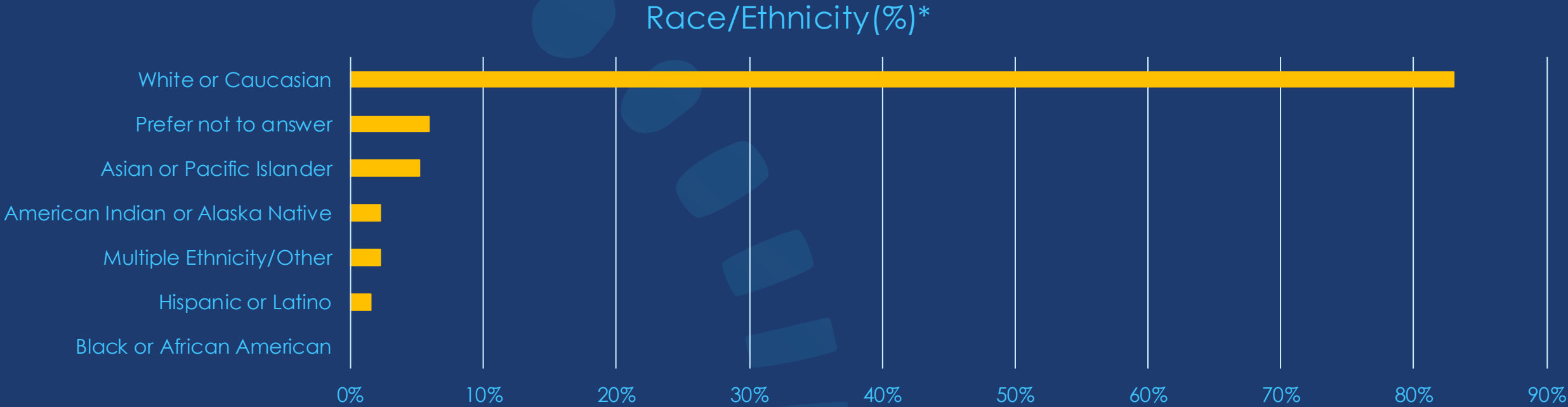
What is your age?



*Table is ranked in order of highest to lowest preference

Survey 2. Question 12.

What race/ethnicity best describes you?



*Table is ranked in order of highest to lowest preference