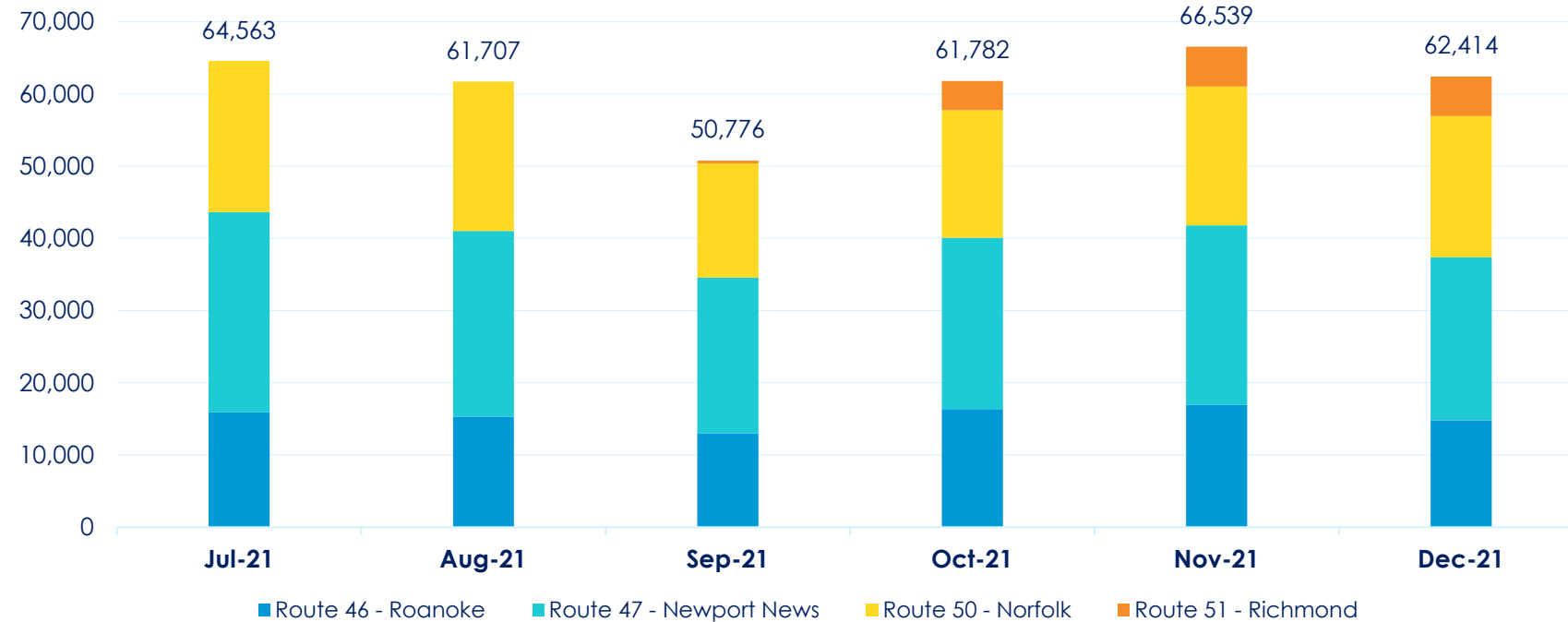


State-Supported FY-22 Monthly Ridership

- Ridership declined by 6.2% in December (-4,125) compared to the previous month.
- The increase in Omicron variant cases starting in mid-December 2021, may have contributed to the decline in ridership.

Virginia FY22 State Supported Monthly Ridership

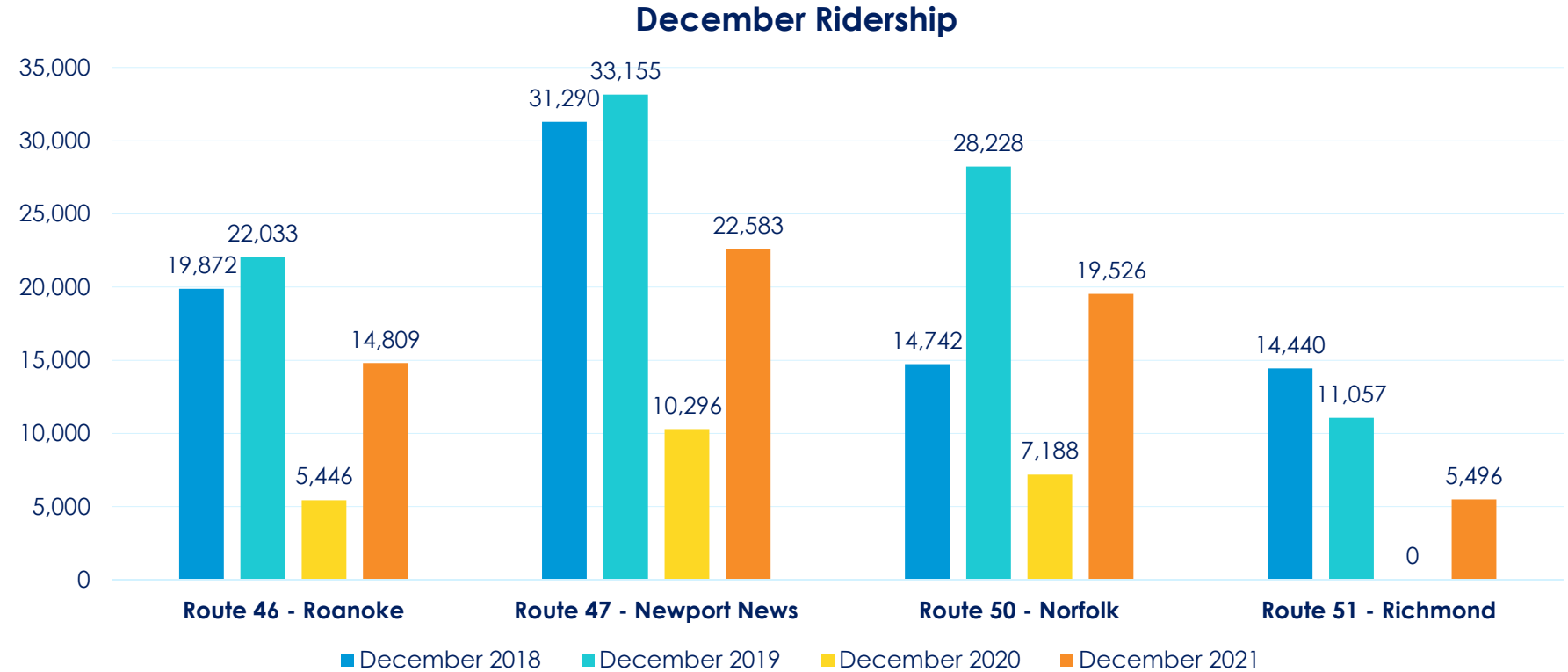


Route	Jul-21	Aug-21	Sep-21	Oct-21	Nov-21	Dec-21
Route 46 - Roanoke	15,903	15,280	13,026	16,358	16,991	14,809
Route 47 - Newport News	27,722	25,733	21,524	23,735	24,800	22,583
Route 50 - Norfolk	20,938	20,694	15,852	17,649	19,247	19,526
Route 51 - Richmond	0	0	374	4,040	5,501	5,496
Total	64,563	61,707	50,776	61,782	66,539	62,414



December Ridership Comparison: Year-over-Year

- Virginia ridership in December 2021 was down 33.9% compared to December 2019 (pre-pandemic) but was more than double December 2020.
- 2nd Norfolk roundtrip had not started in December 2018, but it was operational in December 2019. Richmond Route 51 was not operational in December 2020 due to pandemic related service cuts.

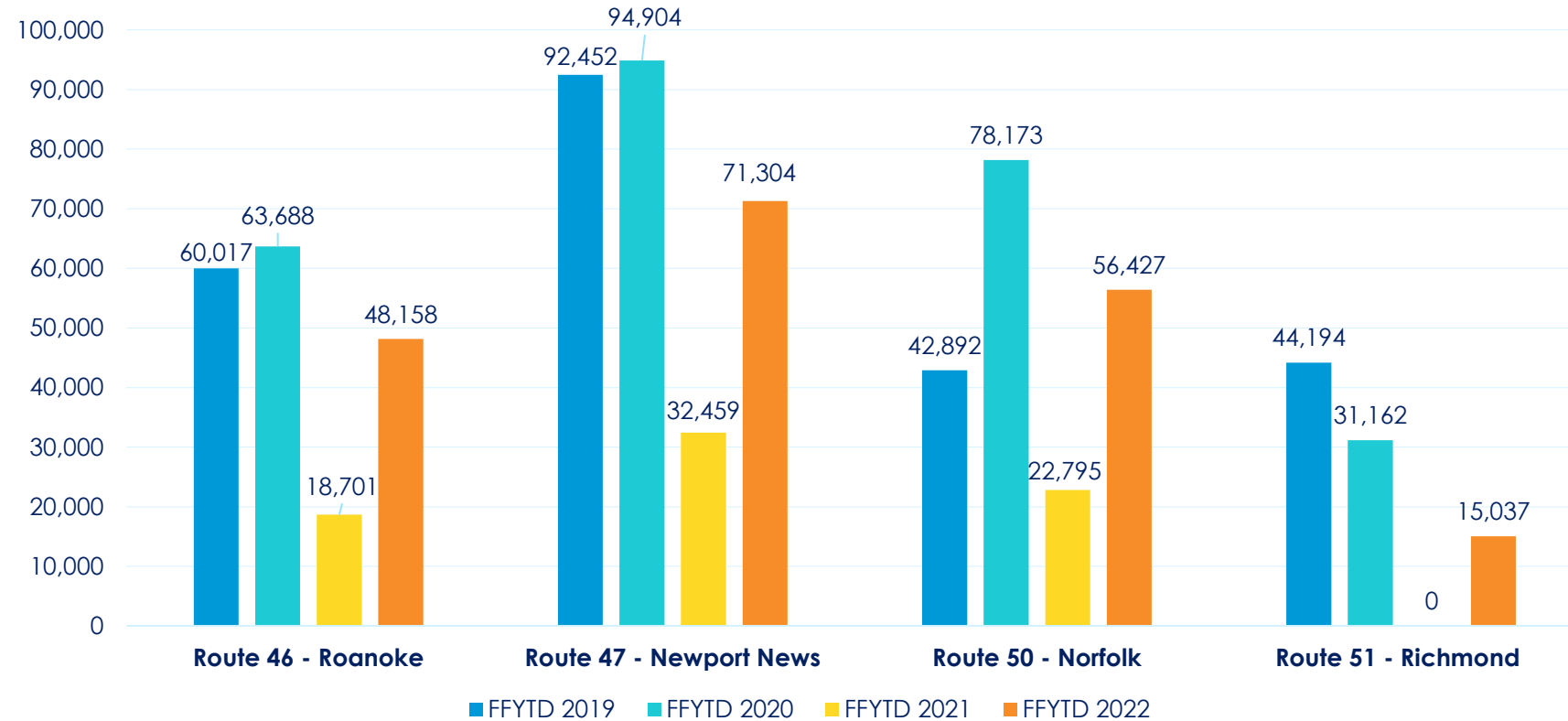


Route	December 2018	December 2019	December 2020	December 2021	Dec 2021 vs 2018	Dec 2021 vs 2019	Dec 2021 vs 2020
Route 46 - Roanoke	19,872	22,033	5,446	14,809	-25.5%	-32.8%	171.9%
Route 47 - Newport News	31,290	33,155	10,296	22,583	-27.8%	-31.9%	119.3%
Route 50 - Norfolk	14,742	28,228	7,188	19,526	32.5%	-30.8%	171.6%
Route 51 - Richmond	14,440	11,057	0	5,496	-61.9%	-50.3%	-
Total	80,344	94,473	22,930	62,414	-22.3%	-33.9%	172.2%

Federal Fiscal Year-to-Date (FFYTD) Ridership: (Oct-Dec)

- FFY22 YTD ridership in December for Virginia supported Amtrak service was 20.3% lower compared to FFY19 (pre-pandemic). 2nd Norfolk route had not begun service in December of FFY19.
- FFY22 YTD ridership in December** for Virginia supported Amtrak service was 28.7% lower compared to FFY20 (pre-pandemic) but **was more than double last year (FFY21)**.
- Please note following pandemic service details: FFY2020 had five pre-pandemic ridership months. Second round-trip trains for both Newport News and Norfolk routes were suspended from April 2020 to September 2020. Richmond Route 51 was not operational from April 2020 to September 26, 2021.

Virginia Supported Amtrak Ridership (FFYTD October-December)



Route	FFYTD 2019	FFYTD 2020	FFYTD 2021	FFYTD 2022	FFYTD 2022 vs 2019	FFYTD 2022 vs 2020	FFYTD 2022 vs 2021
Route 46 - Roanoke	60,017	63,688	18,701	48,158	-19.8%	-24.4%	157.5%
Route 47 - Newport News	92,452	94,904	32,459	71,304	-22.9%	-24.9%	119.7%
Route 50 - Norfolk	42,892	78,173	22,795	56,427	31.6%	-27.8%	147.5%
Route 51 - Richmond	44,194	31,162	0	15,037	-66.0%	-51.7%	-
Total	239,555	267,927	73,955	190,926	-20.3%	-28.7%	158.2%

