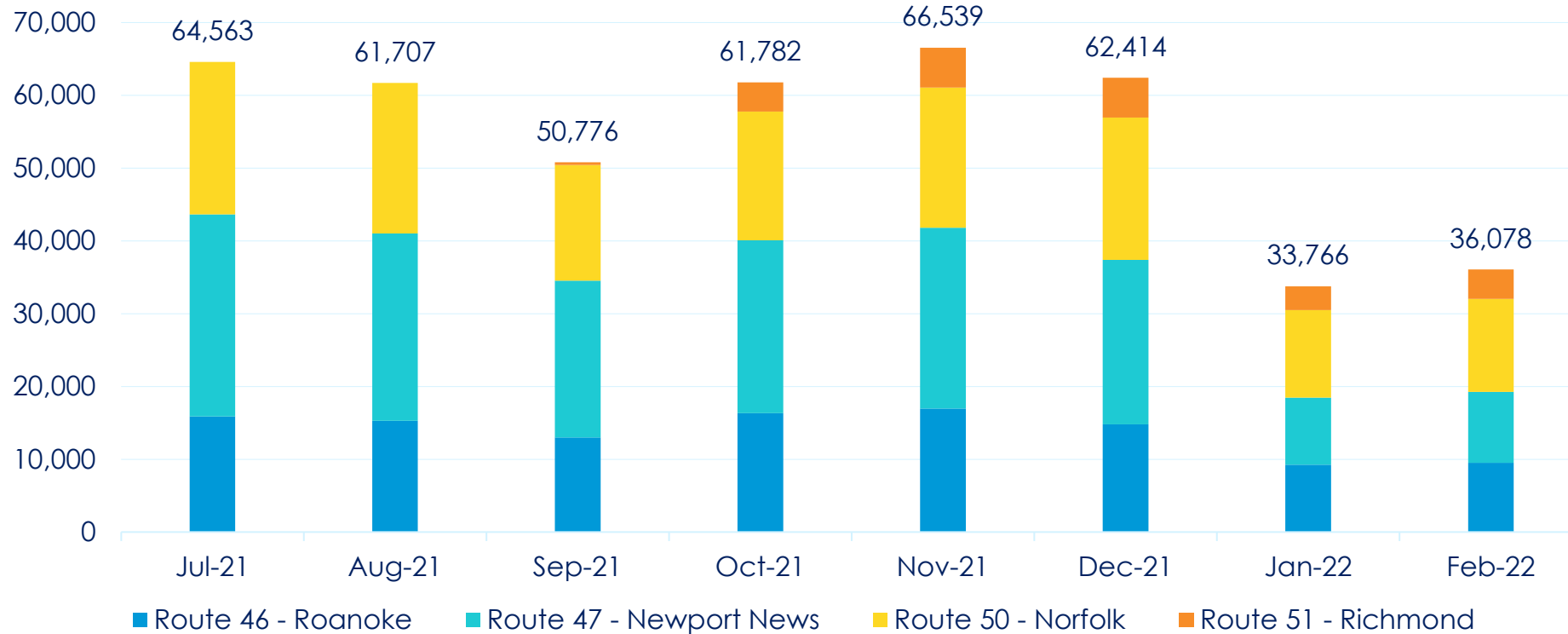


State-Supported FY-22 Monthly Ridership

- Ridership increased by 6.8% in February (+2,312) compared to the previous month.
- On avg, ridership is typically ~10% lower in the month of Feb compared to Jan.
- Low demand combined (driven partially by Amtrak's inability to provide service) contributed to the low ridership in February 2022.

Virginia FY22 State Supported Monthly Ridership



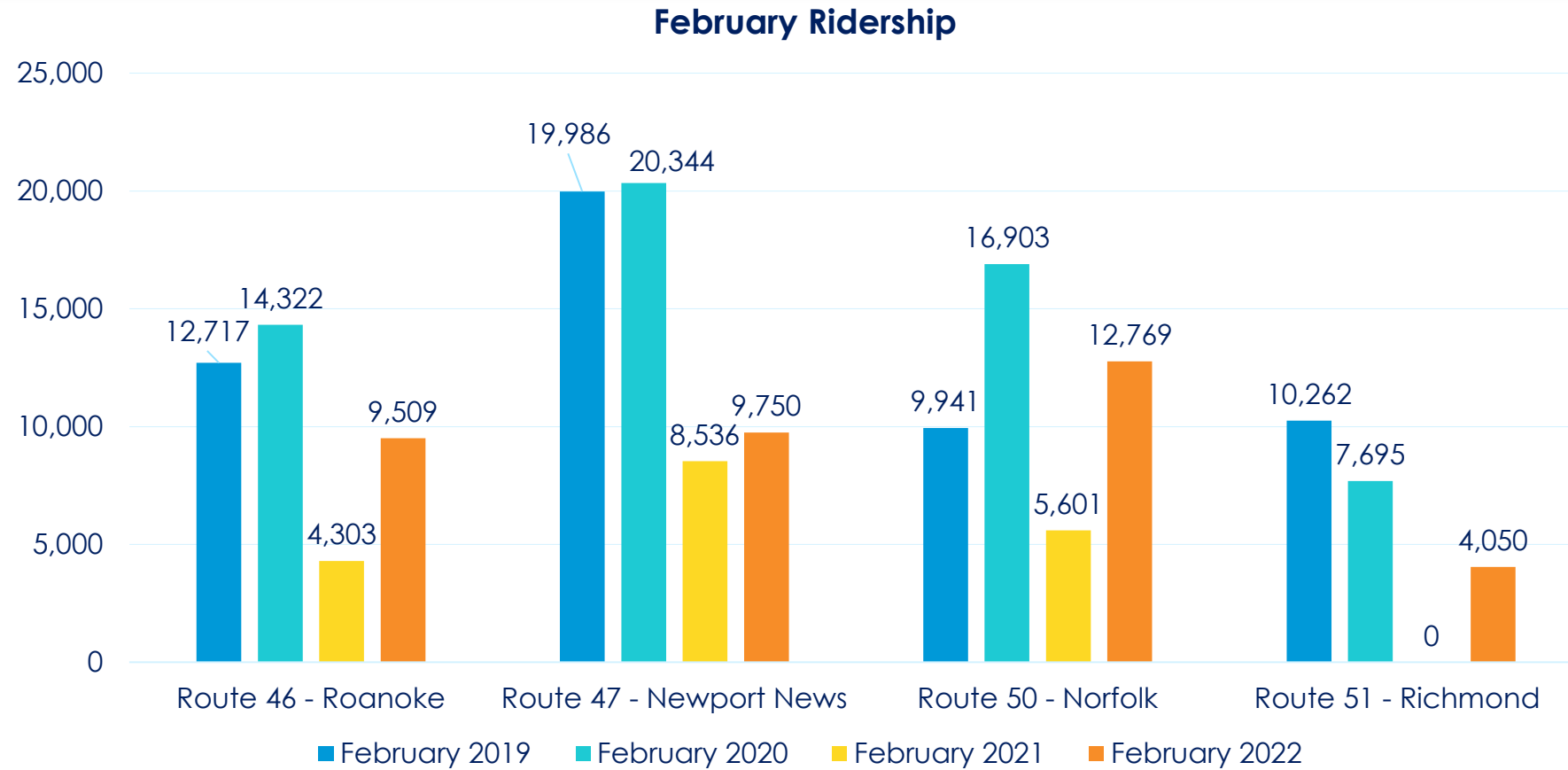
Route	Jul-21	Aug-21	Sep-21	Oct-21	Nov-21	Dec-21	Jan-22	Feb-22
Route 46 - Roanoke	15,903	15,280	13,026	16,358	16,991	14,809	9,278	9,509
Route 47 - Newport News	27,722	25,733	21,524	23,735	24,800	22,583	9,210	9,750
Route 50 - Norfolk	20,938	20,694	15,852	17,649	19,247	19,526	12,007	12,769
Route 51 - Richmond	0	0	374	4,040	5,501	5,496	3,271	4,050
Total	64,563	61,707	50,776	61,782	66,539	62,414	33,766	36,078

Note: One of two Newport News roundtrips has been suspended from January to June due to Amtrak staffing shortages.



February Ridership Comparison: Year-over-Year

- Virginia ridership in Feb 2022 was down 39.1% compared to Feb 2020 (pre-pandemic) but was 95.7% higher compared to Feb 2021.
- 2nd Norfolk roundtrip had not started in February 2019, but it was operational in February 2020. One Newport News roundtrip was suspended in Jan and Feb 2022. Richmond Route 51 was not operational in February 2021 due to pandemic related service cuts.



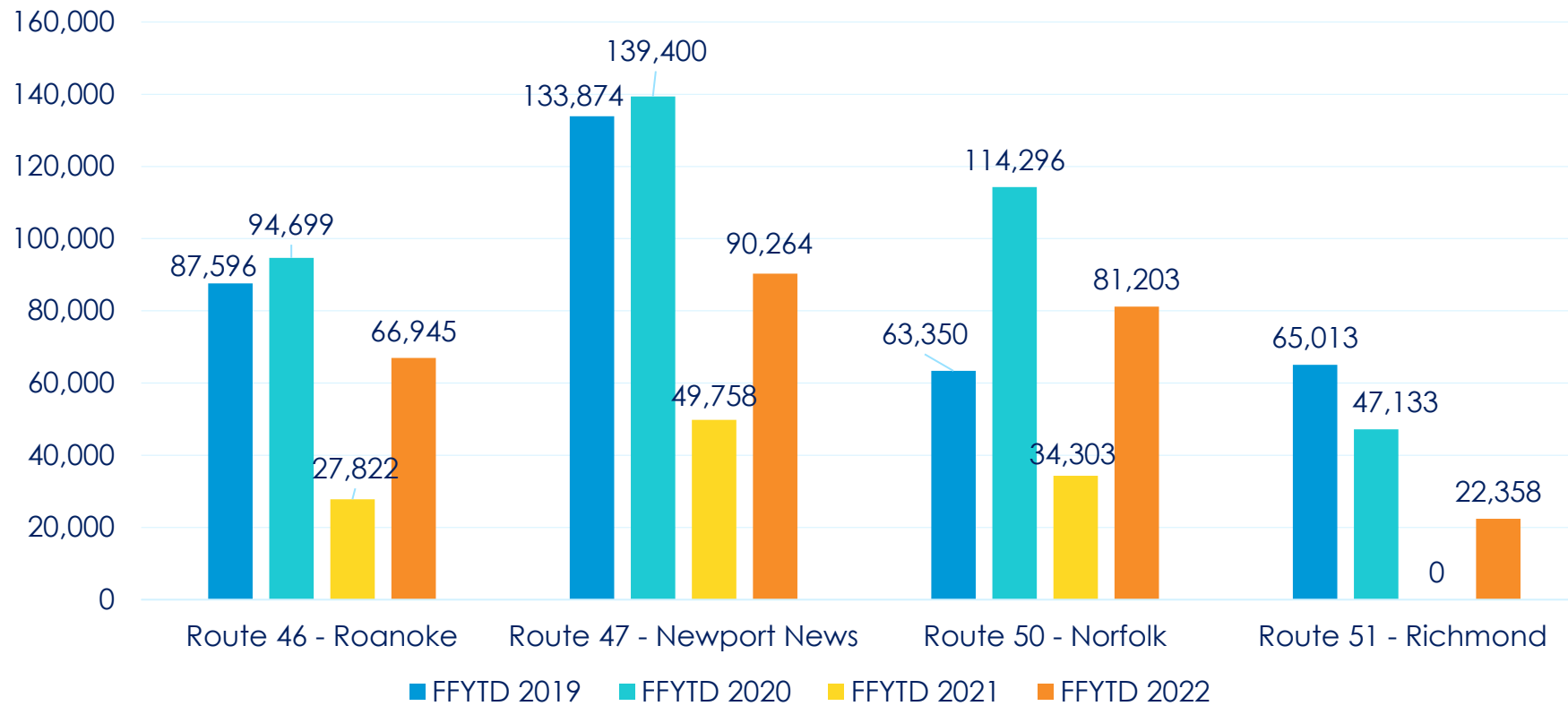
Route	February 2019	February 2020	February 2021	February 2022	Feb 2022 vs 2019	Feb 2022 vs 2020	Feb 2022 vs 2021
Route 46 - Roanoke	12,717	14,322	4,303	9,509	-25.2%	-33.6%	121.0%
Route 47 - Newport News	19,986	20,344	8,536	9,750	-51.2%	-52.1%	14.2%
Route 50 - Norfolk	9,941	16,903	5,601	12,769	28.4%	-24.5%	128.0%
Route 51 - Richmond	10,262	7,695	0	4,050	-60.5%	-47.4%	-
Total	52,906	59,264	18,440	36,078	-31.8%	-39.1%	95.7%



Federal Fiscal Year-to-Date (FFYTD) Ridership: (Oct-Feb)

- FFY22 YTD ridership in February for Virginia supported Amtrak service was 25.5% lower than FFY19 and lower by 34.1% compared to FFY2020 ridership (pre-pandemic).
- FFY22 YTD ridership in February was more than double of FFY21 YTD ridership.
- Please note following pandemic service details: FFY2020 had five pre-pandemic ridership months. One round-trip frequency for both Newport News and Norfolk routes was suspended from April 2020 to September 2020. Richmond Route 51 was not operational from April 2020 to September 26, 2021. One Newport News roundtrip was cancelled in Jan and Feb 2022.

Virginia Supported Amtrak Ridership (FFYTD October-February)



Route	FFYTD 2019	FFYTD 2020	FFYTD 2021	FFYTD 2022	FFYTD 2022 vs 2019	FFYTD 2022 vs 2020	FFYTD 2022 vs 2021
Route 46 - Roanoke	87,596	94,699	27,822	66,945	-23.6%	-29.3%	140.6%
Route 47 - Newport News	133,874	139,400	49,758	90,264	-32.6%	-35.2%	81.4%
Route 50 - Norfolk	63,350	114,296	34,303	81,203	28.2%	-29.0%	136.7%
Route 51 - Richmond	65,013	47,133	0	22,358	-65.6%	-52.6%	-
Total	349,833	395,528	111,883	260,770	-25.5%	-34.1%	133.1%

