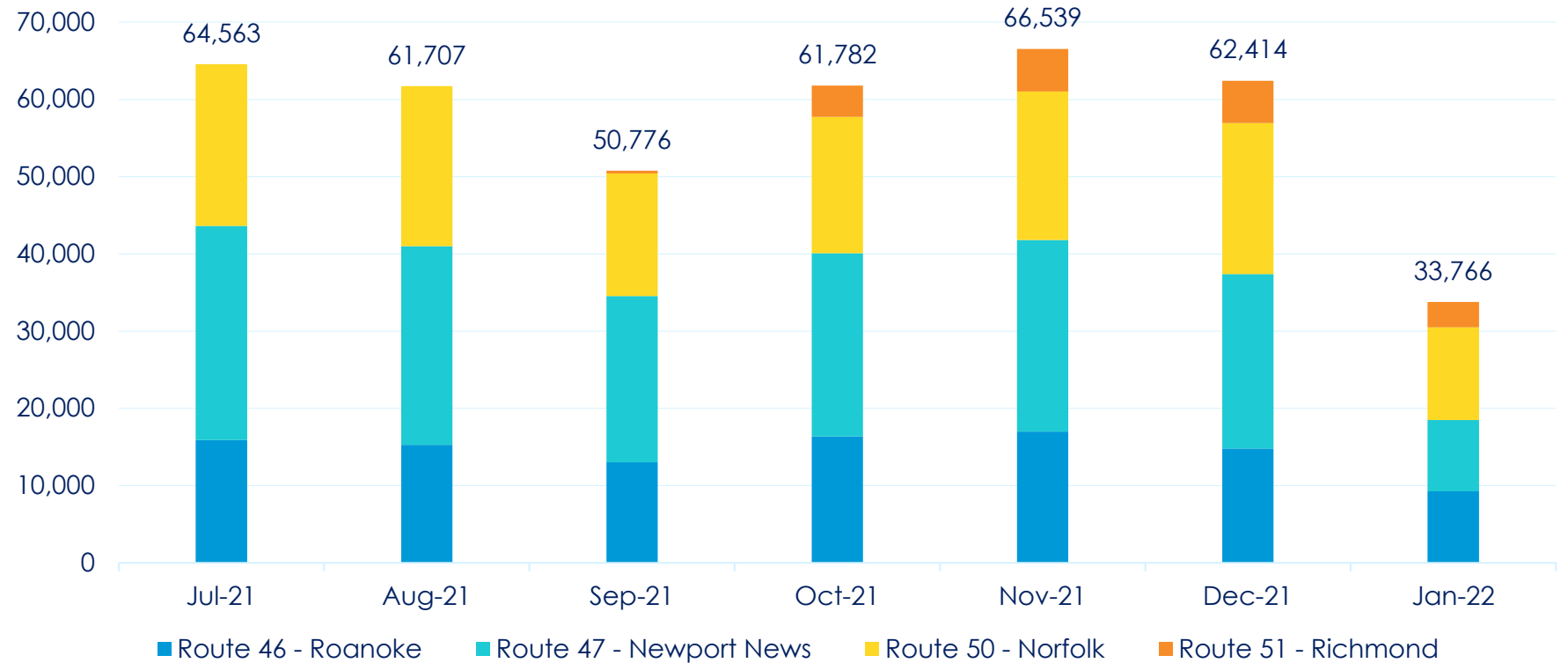


State-Supported FY-22 Monthly Ridership

- Ridership declined by 45.9% in January (-28,648) compared to the previous month.
- On avg, ridership is typically ~25% lower in the month of Jan compared to Dec.
- Decline in demand combined with service cuts related to Omicron variant contributed to the steep decline in ridership in January 2022.

Virginia FY22 State Supported Monthly Ridership



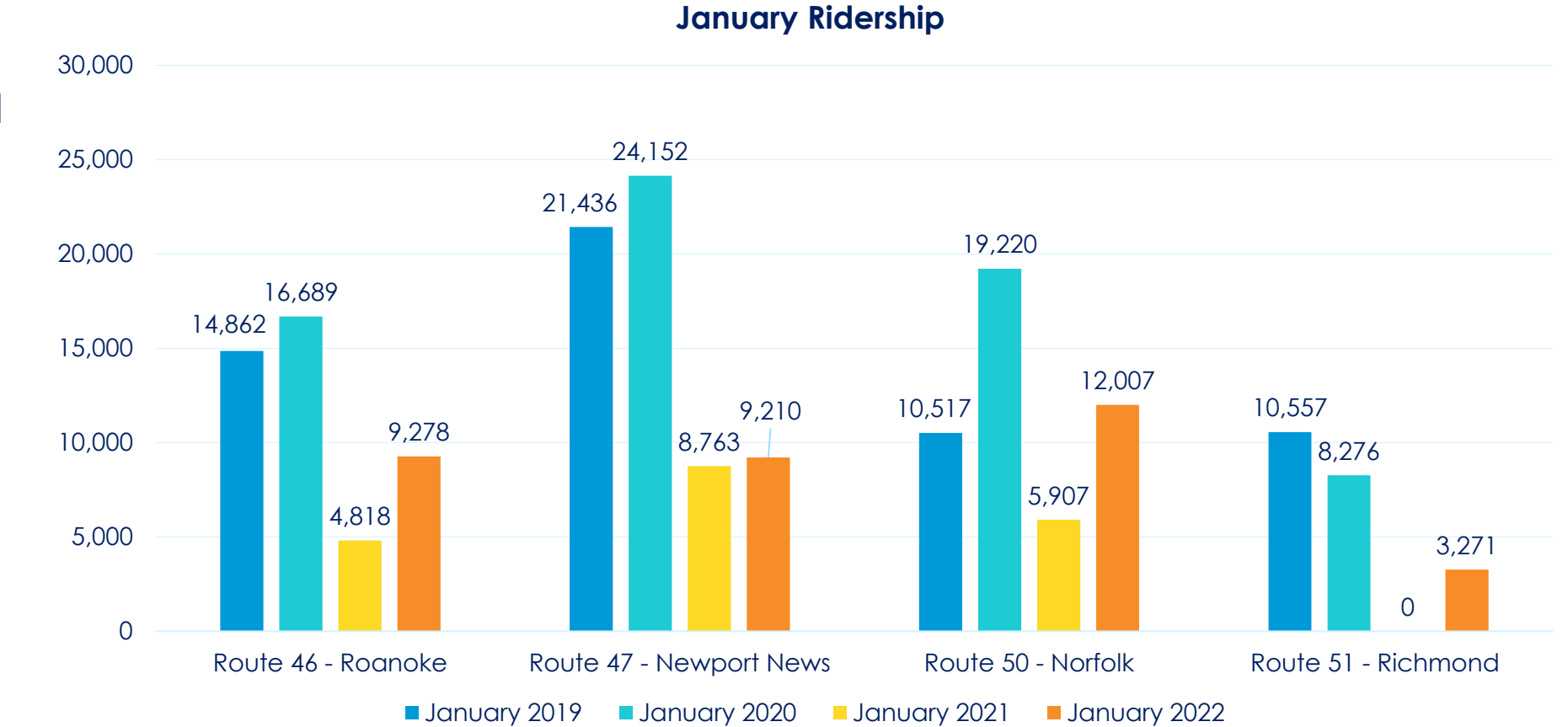
Route	Jul-21	Aug-21	Sep-21	Oct-21	Nov-21	Dec-21	Jan-22
Route 46 - Roanoke	15,903	15,280	13,026	16,358	16,991	14,809	9,278
Route 47 - Newport News	27,722	25,733	21,524	23,735	24,800	22,583	9,210
Route 50 - Norfolk	20,938	20,694	15,852	17,649	19,247	19,526	12,007
Route 51 - Richmond	0	0	374	4,040	5,501	5,496	3,271
Total	64,563	61,707	50,776	61,782	66,539	62,414	33,766

Note: One of two Newport News roundtrips has been suspended from January to March due to Amtrak staffing shortages.



January Ridership Comparison: Year-over-Year

- Virginia ridership in January 2022 was down 50.6% compared to January 2020 (pre-pandemic) but was 73.3% higher compared to January 2021.
- 2nd Norfolk roundtrip had not started in January 2019, but it was operational in January 2020. Richmond Route 51 was not operational in January 2021 due to pandemic related service cuts.



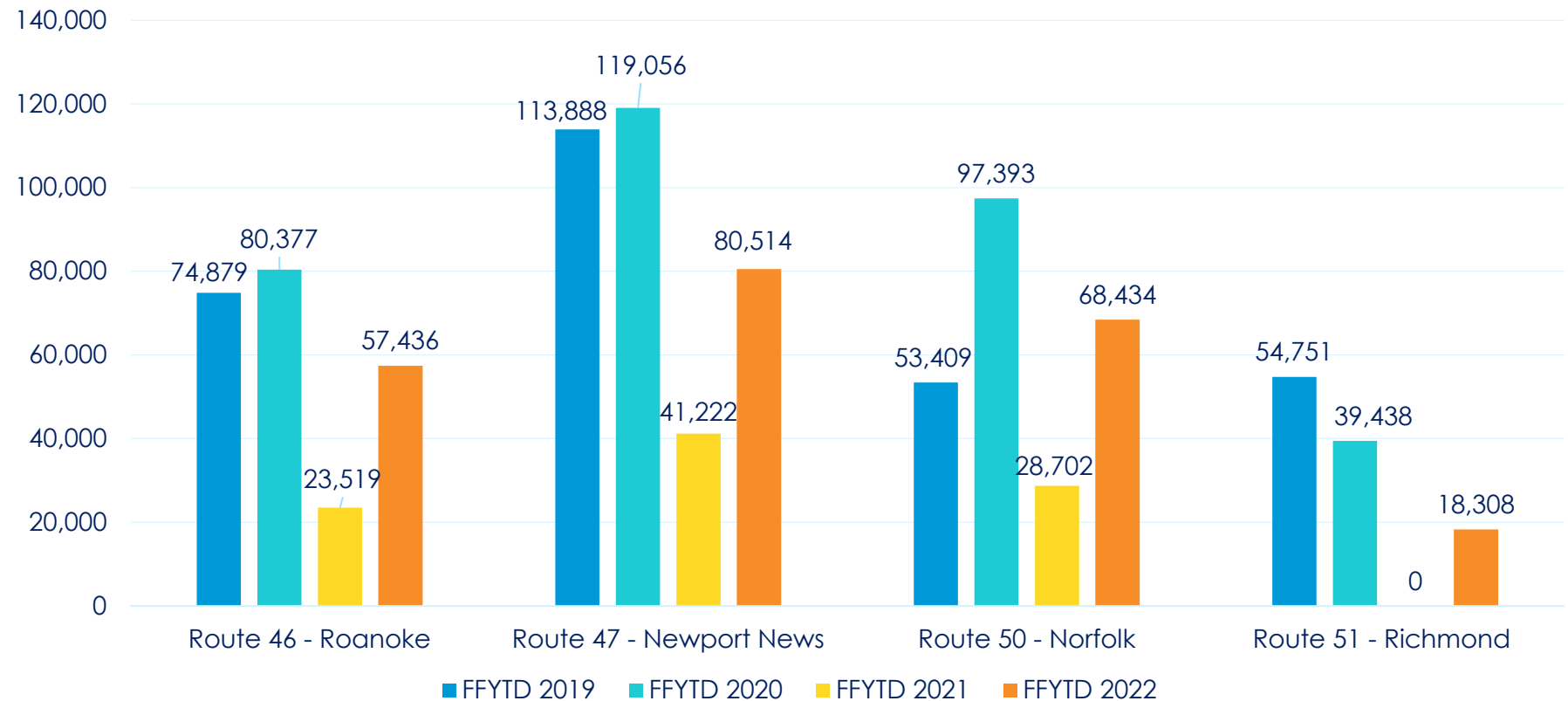
Route	January 2019	January 2020	January 2021	January 2022	Jan 2022 vs 2019	Jan 2022 vs 2020	Jan 2022 vs 2021
Route 46 - Roanoke	14,862	16,689	4,818	9,278	-37.6%	-44.4%	92.6%
Route 47 - Newport News	21,436	24,152	8,763	9,210	-57.0%	-61.9%	5.1%
Route 50 - Norfolk	10,517	19,220	5,907	12,007	14.2%	-37.5%	103.3%
Route 51 - Richmond	10,557	8,276	0	3,271	-69.0%	-60.5%	#DIV/0!
Total	57,372	68,337	19,488	33,766	-41.1%	-50.6%	73.3%



Federal Fiscal Year-to-Date (FFYTD) Ridership: (Oct-Jan)

- FFY22 YTD ridership in January for Virginia supported Amtrak service was 24.3% lower than FFY19 and lower by 33.2% compared to FY2020 ridership (pre-pandemic).
- FFY22 YTD ridership in January was more than double of FFY21 YTD ridership.
- Please note following pandemic service details: FFY2020 had five pre-pandemic ridership months. Second round-trip trains for both Newport News and Norfolk routes were suspended from April 2020 to September 2020. Richmond Route 51 was not operational from April 2020 to September 26, 2021.

Virginia Supported Amtrak Ridership (FFYTD October-January)



Route	FFYTD 2019	FFYTD 2020	FFYTD 2021	FFYTD 2022	FFYTD 2022 vs 2019	FFYTD 2022 vs 2020	FFYTD 2022 vs 2021
Route 46 - Roanoke	74,879	80,377	23,519	57,436	-23.3%	-28.5%	144.2%
Route 47 - Newport News	113,888	119,056	41,222	80,514	-29.3%	-32.4%	95.3%
Route 50 - Norfolk	53,409	97,393	28,702	68,434	28.1%	-29.7%	138.4%
Route 51 - Richmond	54,751	39,438	0	18,308	-66.6%	-53.6%	-
Total	296,927	336,264	93,443	224,692	-24.3%	-33.2%	140.5%

