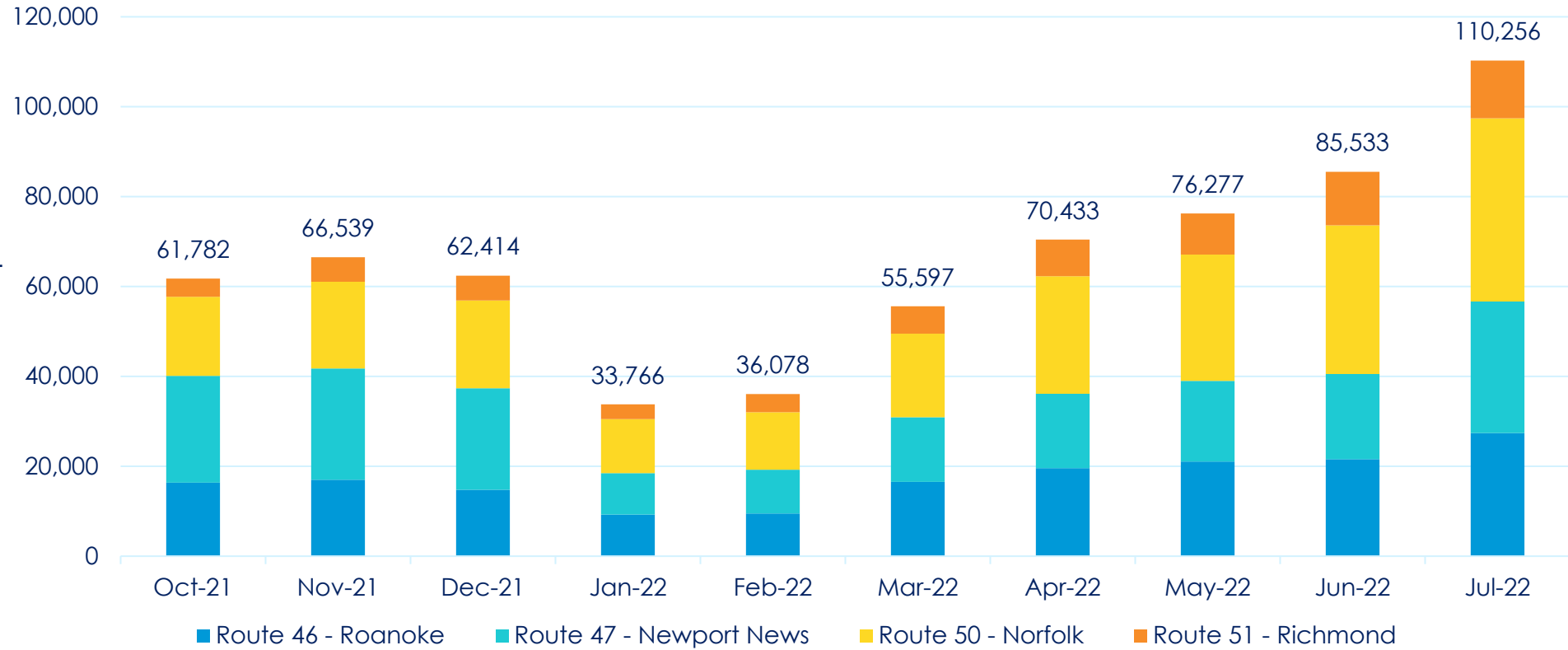


State-Supported FFY-22 Monthly Ridership

- On July 11, 2022, Virginia added a 2nd Roanoke and 3rd Norfolk roundtrip. The suspended Newport News roundtrip was reinstated the same day.
- July 2022 was the highest ridership month in the history of Virginia's State-Supported Amtrak Service.
- Ridership increased by 28.9% in July (+24,723) compared to the previous month.
- Pre-pandemic ridership increase from June to July has typically been up to 15%.

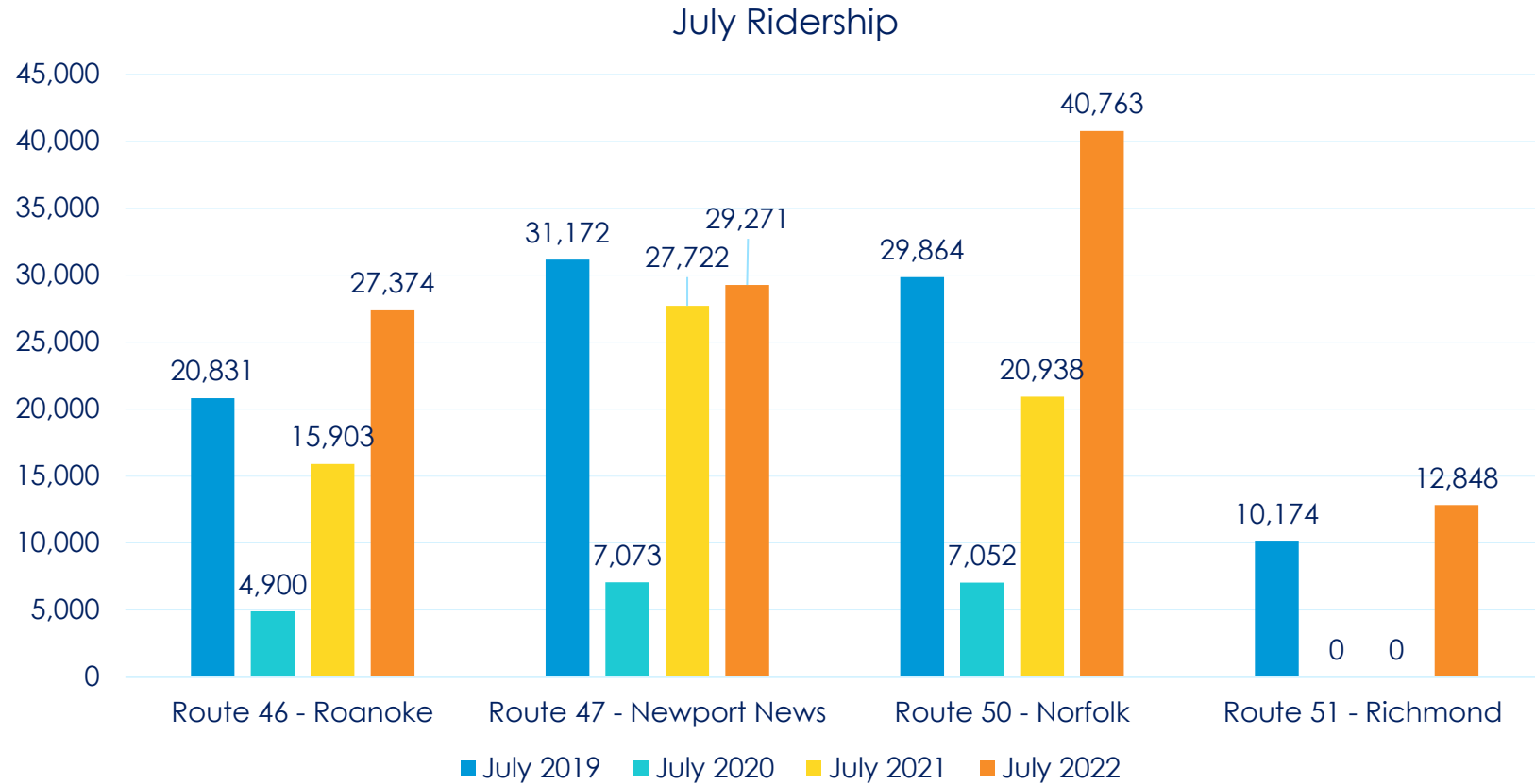
Federal FY22 State Supported Monthly Ridership



Route	Oct-21	Nov-21	Dec-21	Jan-22	Feb-22	Mar-22	Apr-22	May-22	Jun-22	Jul-22
Route 46 - Roanoke	16,358	16,991	14,809	9,278	9,509	16,516	19,605	21,059	21,564	27,374
Route 47 - Newport News	23,735	24,800	22,583	9,210	9,750	14,392	16,519	17,961	18,956	29,271
Route 50 - Norfolk	17,649	19,247	19,526	12,007	12,769	18,582	26,195	28,052	33,094	40,763
Route 51 - Richmond	4,040	5,501	5,496	3,271	4,050	6,107	8,114	9,205	11,919	12,848
Total	61,782	66,539	62,414	33,766	36,078	55,597	70,433	76,277	85,533	110,256

July Ridership Comparison: Year-over-Year

- July 2022 ridership was 19.8% higher than July 2019 (pre-pandemic).
- In July 2022, Norfolk Route saw the highest ridership increase of the four Virginia routes at 36.5% compared to July 2019 (pre-pandemic). The additional 3rd Norfolk roundtrip has contributed to this ridership gain.
- The start of the 2nd Roanoke roundtrip contributed to the 31.4% ridership gain on that route compared to July 2019.



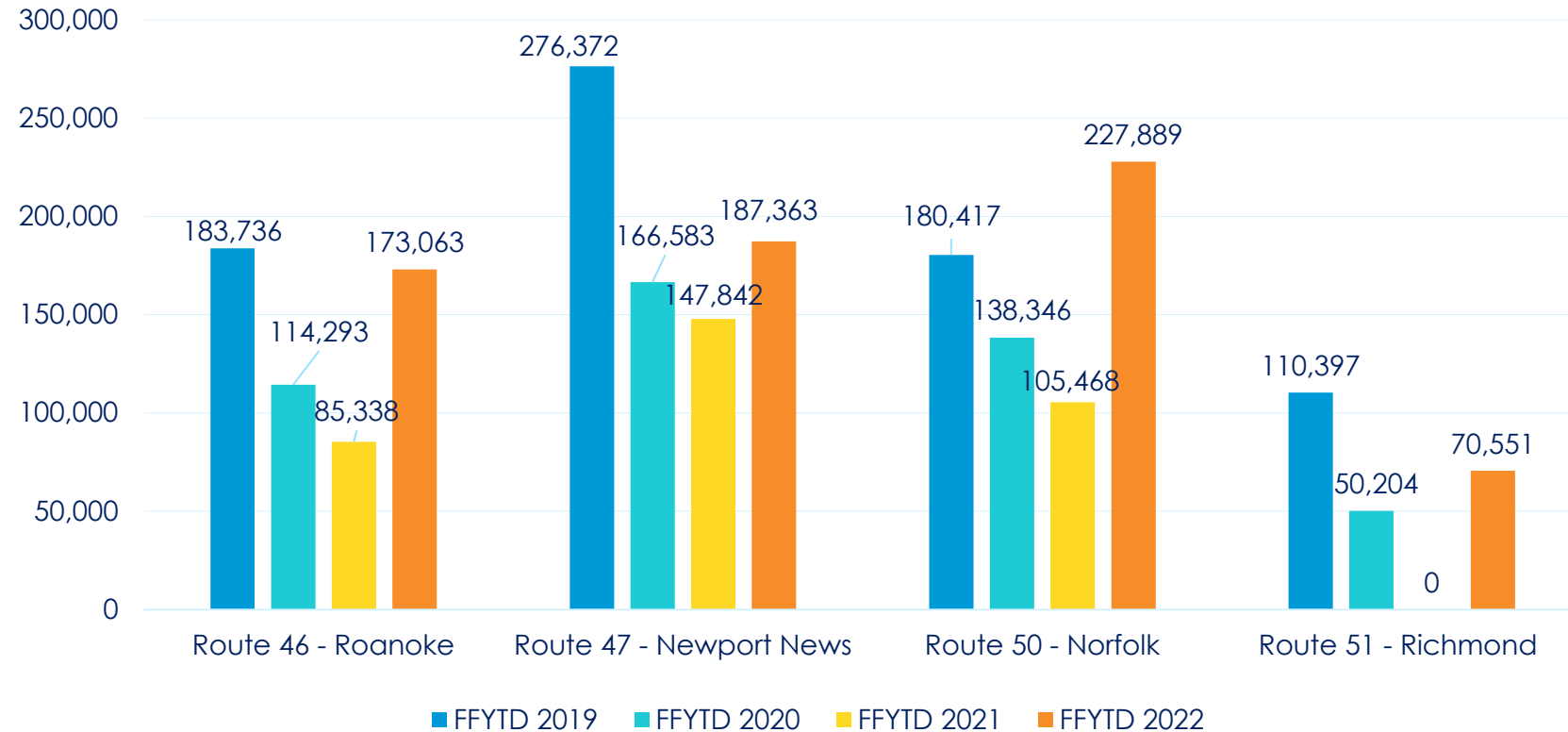
Route	July 2019	July 2020	July 2021	July 2022	July 2022 vs 2019	July 2022 vs 2020	July 2022 vs 2021
Route 46 - Roanoke	20,831	4,900	15,903	27,374	31.4%	458.7%	72.1%
Route 47 - Newport News	31,172	7,073	27,722	29,271	-6.1%	313.8%	5.6%
Route 50 - Norfolk	29,864	7,052	20,938	40,763	36.5%	478.0%	94.7%
Route 51 - Richmond	10,174	0	0	12,848	26.3%	-	-
Total	92,041	19,025	64,563	110,256	19.8%	479.5%	70.8%



Federal Fiscal Year-to-Date (FFYTD) Ridership: (Oct-July)

- FFY22 YTD ridership in July for Virginia Supported Amtrak service was 12.3% lower than FFY19.
- FFY22 YTD ridership in July for Norfolk Route exceeded FFY19 YTD levels (pre-pandemic).
- Newport News Route FFY22 YTD ridership recovery has been slower compared to other routes due to the cancellation of one Newport News roundtrip from Jan to July 11th 2022.
- *Please note that from April 2020 to July 2022 there were various service cancellations due to the pandemic.*

Virginia Supported Amtrak Ridership (FFYTD October-July)



Route	FFYTD 2019	FFYTD 2020	FFYTD 2021	FFYTD 2022	FFYTD 2022 vs 2019	FFYTD 2022 vs 2020	FFYTD 2022 vs 2021
Route 46 - Roanoke	183,736	114,293	85,338	173,063	-5.8%	51.4%	102.8%
Route 47 - Newport News	276,372	166,583	147,842	187,363	-32.2%	12.5%	26.7%
Route 50 - Norfolk	180,417	138,346	105,468	227,889	26.3%	64.7%	116.1%
Route 51 - Richmond	110,397	50,204	0	70,551	-36.1%	40.5%	-
Total	750,922	469,426	338,648	658,866	-12.3%	40.4%	94.6%

