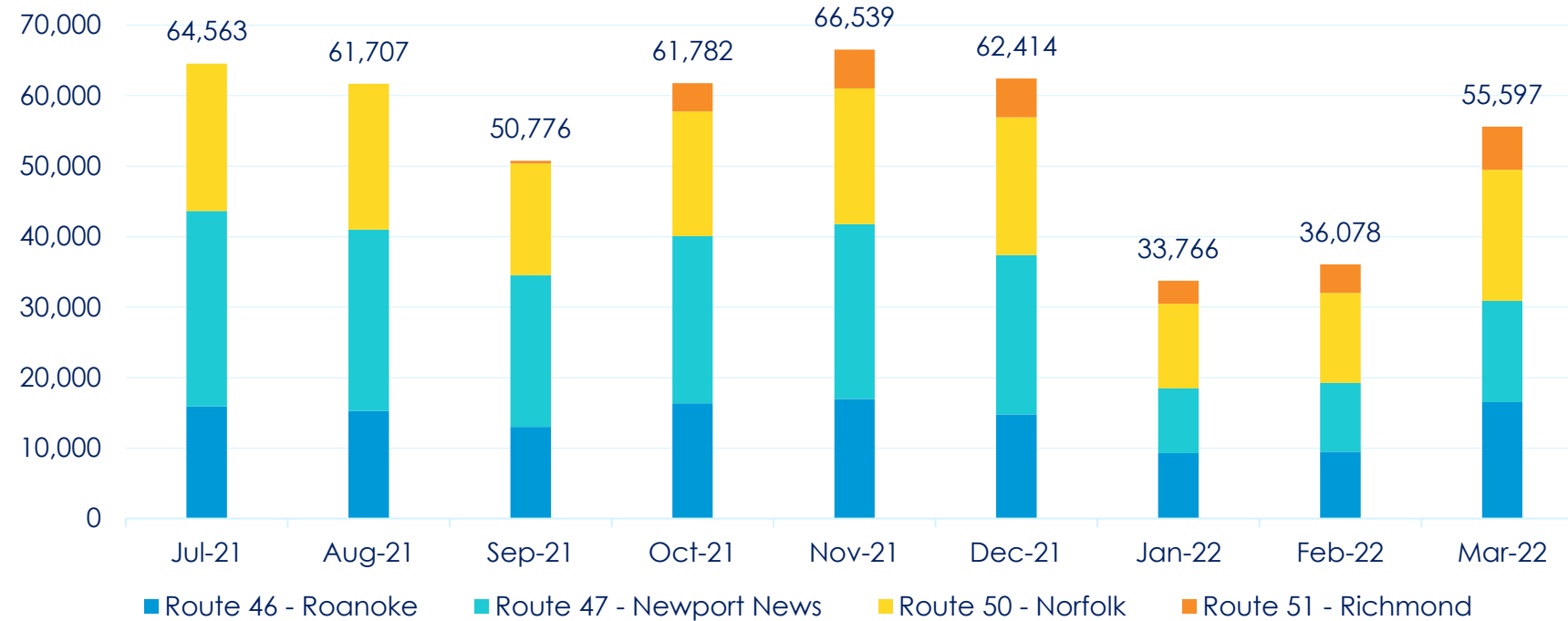


State-Supported FY-22 Monthly Ridership

- Ridership increased by 54.1% in March (+19,519) compared to the previous month.
- On avg, ridership is typically ~35% higher in the month of March compared to February.
- The cancellation of one Newport News roundtrip has contributed to lower-than-expected ridership recovery compared to other Virginia routes in March.
- Suspended Newport News roundtrip is expected to resume in July.

Virginia FY22 State Supported Monthly Ridership



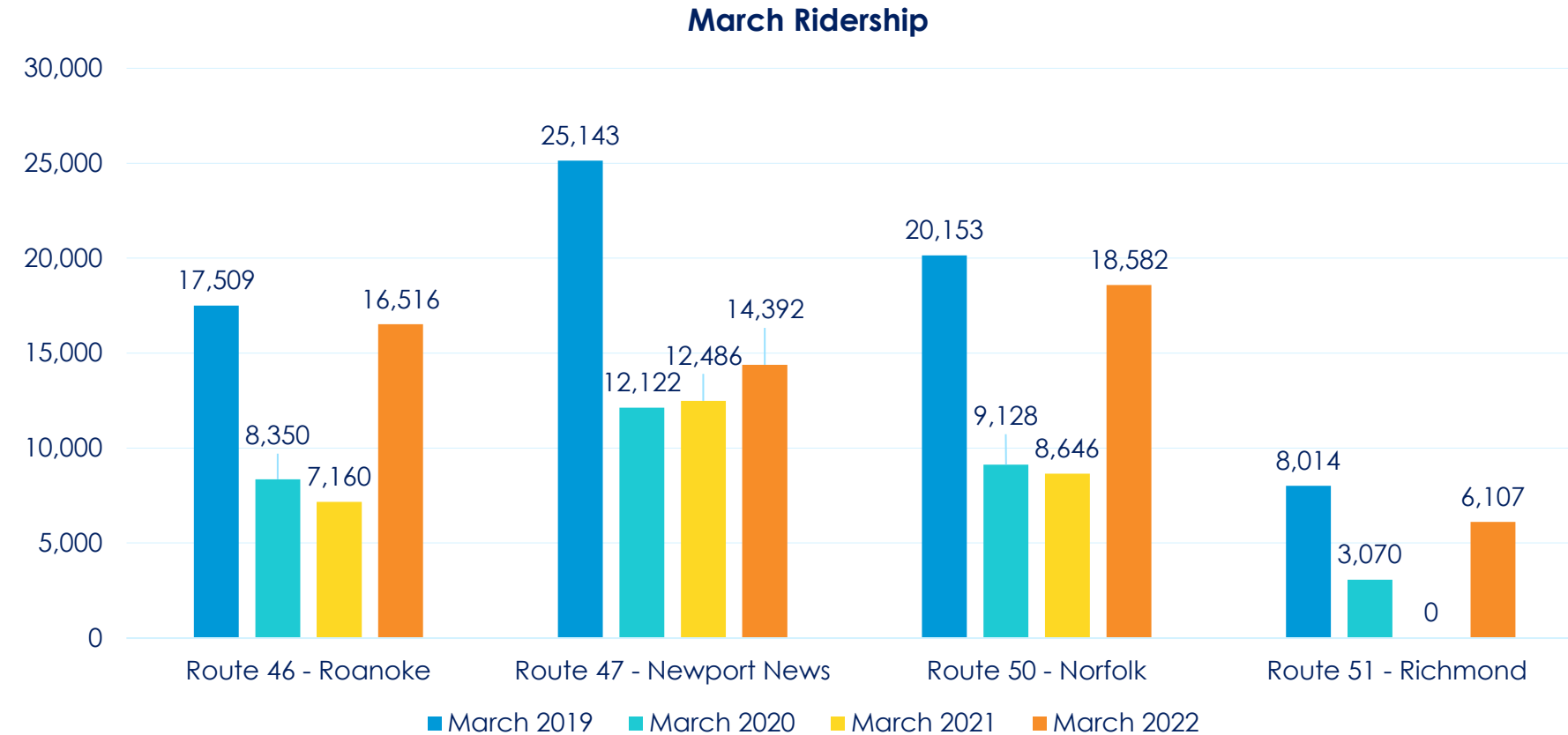
Route	Jul-21	Aug-21	Sep-21	Oct-21	Nov-21	Dec-21	Jan-22	Feb-22	Mar-22
Route 46 - Roanoke	15,903	15,280	13,026	16,358	16,991	14,809	9,278	9,509	16,516
Route 47 - Newport News	27,722	25,733	21,524	23,735	24,800	22,583	9,210	9,750	14,392
Route 50 - Norfolk	20,938	20,694	15,852	17,649	19,247	19,526	12,007	12,769	18,582
Route 51 - Richmond	0	0	374	4,040	5,501	5,496	3,271	4,050	6,107
Total	64,563	61,707	50,776	61,782	66,539	62,414	33,766	36,078	55,597

Note: One of two Newport News roundtrips has been suspended from January to June due to Amtrak staffing shortages.



March Ridership Comparison: Year-over-Year

- Routes that have the same level of service as 2019 were almost at 2019 ridership levels in March 2022.
- Virginia ridership in March 2022 was down 21.5% compared to March 2019 (pre-pandemic) but was 70.2% higher compared to March 2020 (start of pandemic).
- 2nd Norfolk roundtrip started in March 2019. Richmond Route 51 was not operational in March 2021 due to pandemic-related service cuts. One Newport News roundtrip was suspended in Jan, Feb, and March 2022.



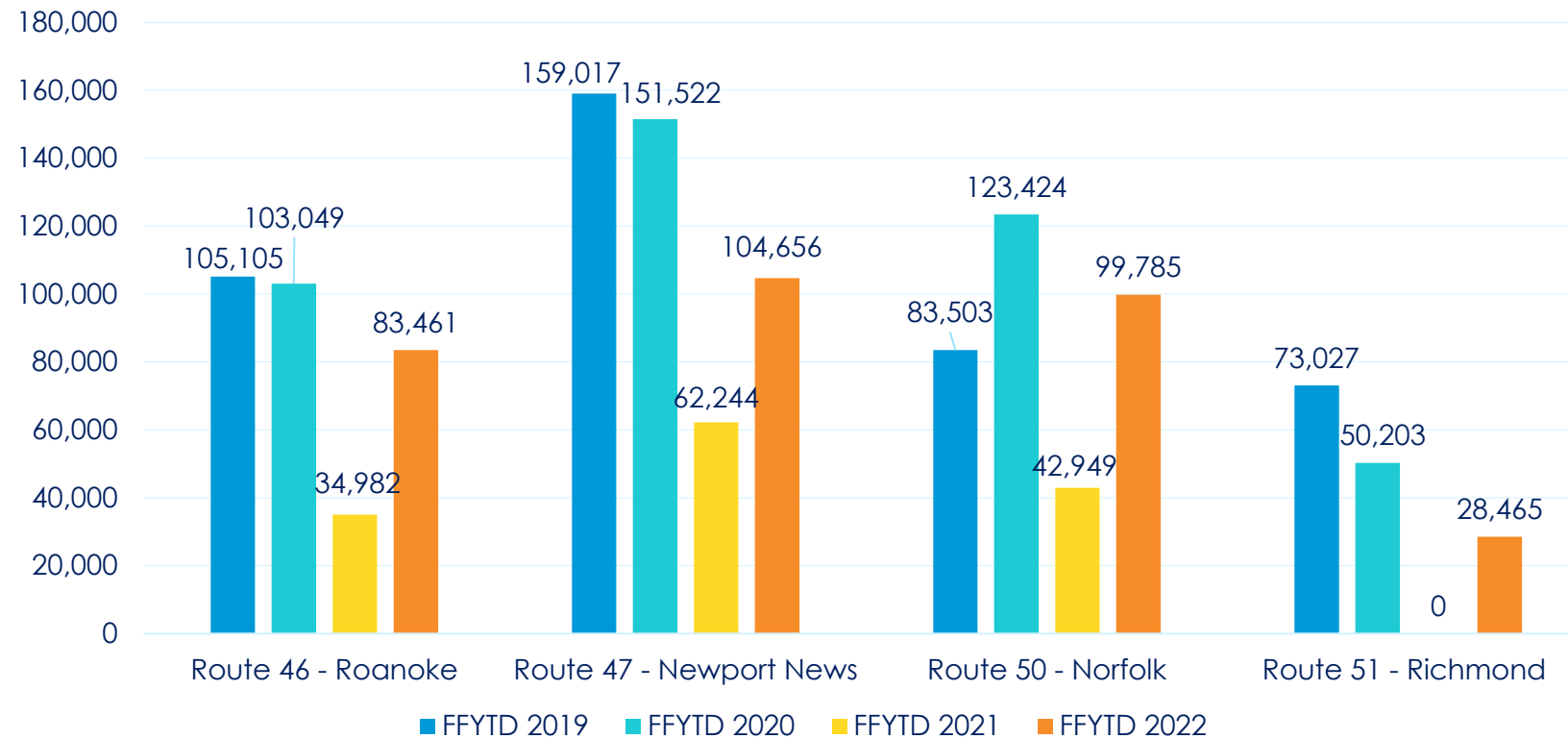
Route	March 2019	March 2020	March 2021	March 2022	Mar 2022 vs 2019	Mar 2022 vs 2020	Mar 2022 vs 2021
Route 46 - Roanoke	17,509	8,350	7,160	16,516	-5.7%	97.8%	130.7%
Route 47 - Newport News	25,143	12,122	12,486	14,392	-42.8%	18.7%	15.3%
Route 50 - Norfolk	20,153	9,128	8,646	18,582	-7.8%	103.6%	114.9%
Route 51 - Richmond	8,014	3,070	0	6,107	-23.8%	98.9%	-
Total	70,819	32,670	28,292	55,597	-21.5%	70.2%	96.5%



Federal Fiscal Year-to-Date (FFYTD) Ridership: (Oct-Mar)

- FFY22 YTD ridership in March for Virginia supported Amtrak service was 24.8% lower than FFY19 and lower by 26.1% compared to FFY20 ridership.
- FFY22 YTD ridership in March was more than double of FFY21 YTD ridership.
- Please note the following pandemic service details: FFY2020 had five pre-pandemic ridership months. One round-trip frequency for both Newport News and Norfolk routes was suspended from April 2020 to September 2020. Richmond Route 51 was not operational from April 2020 to September 26, 2021. One Newport News roundtrip was suspended in Jan, Feb, and March 2022.

Virginia Supported Amtrak Ridership (FFYTD October-March)



Route	FFYTD 2019	FFYTD 2020	FFYTD 2021	FFYTD 2022	FFYTD 2022 vs 2019	FFYTD 2022 vs 2020	FFYTD 2022 vs 2021
Route 46 - Roanoke	105,105	103,049	34,982	83,461	-20.6%	-19.0%	138.6%
Route 47 - Newport News	159,017	151,522	62,244	104,656	-34.2%	-30.9%	68.1%
Route 50 - Norfolk	83,503	123,424	42,949	99,785	19.5%	-19.2%	132.3%
Route 51 - Richmond	73,027	50,203	0	28,465	-61.0%	-43.3%	-
Total	420,652	428,198	140,175	316,367	-24.8%	-26.1%	125.7%

