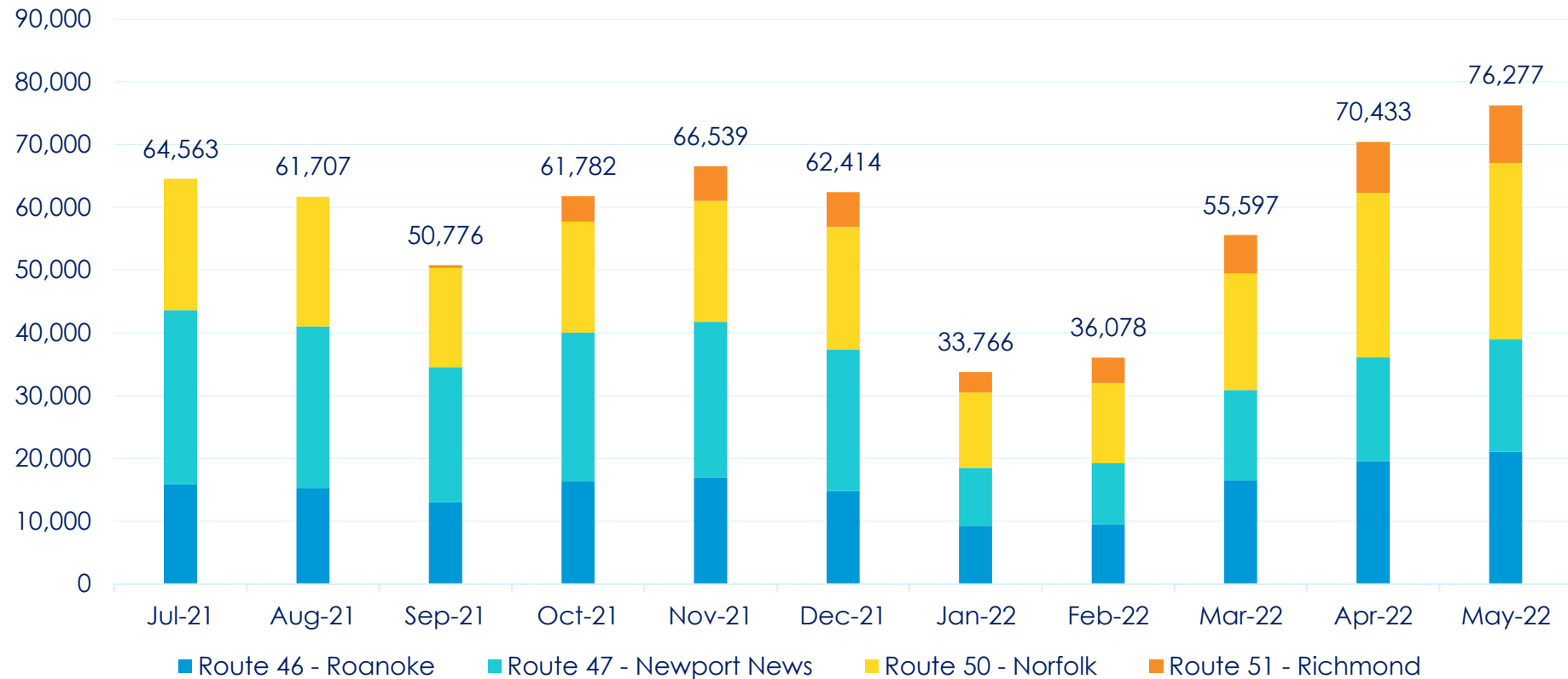


State-Supported FY-22 Monthly Ridership

- Ridership increased by 8.3% in May (+5,844) compared to the previous month.
- April and May 2022 were the highest ridership months since January 2020.
- Historically, ridership is not significantly higher in the month of May compared to April.
- The cancellation of one of the two Newport News roundtrips has contributed to lower-than-expected ridership recovery compared to other Virginia routes in May.

Virginia FY22 State Supported Monthly Ridership



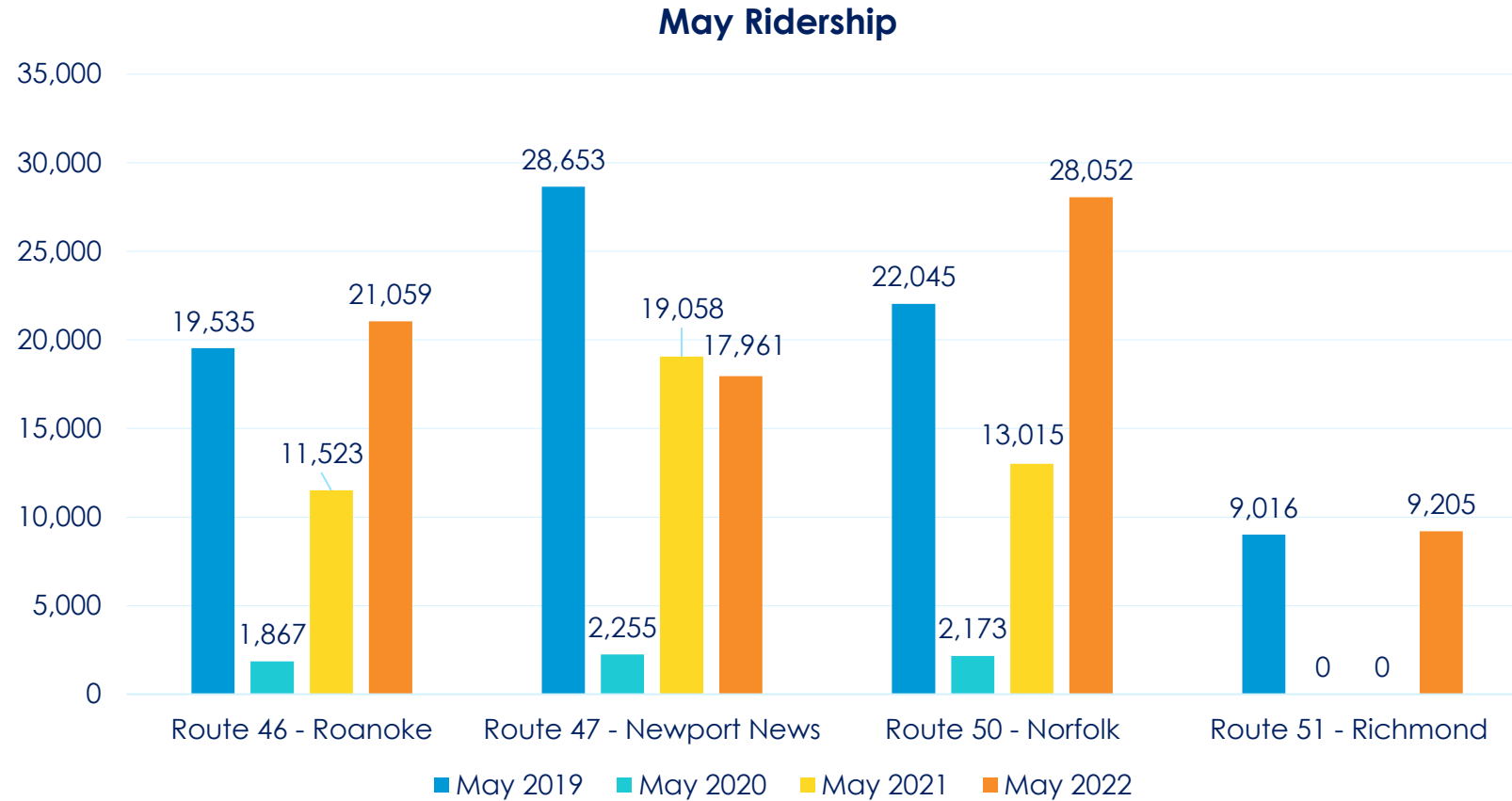
Route	Jul-21	Aug-21	Sep-21	Oct-21	Nov-21	Dec-21	Jan-22	Feb-22	Mar-22	Apr-22	May-22
Route 46 - Roanoke	15,903	15,280	13,026	16,358	16,991	14,809	9,278	9,509	16,516	19,605	21,059
Route 47 - Newport News	27,722	25,733	21,524	23,735	24,800	22,583	9,210	9,750	14,392	16,519	17,961
Route 50 - Norfolk	20,938	20,694	15,852	17,649	19,247	19,526	12,007	12,769	18,582	26,195	28,052
Route 51 - Richmond	0	0	374	4,040	5,501	5,496	3,271	4,050	6,107	8,114	9,205
Total	64,563	61,707	50,776	61,782	66,539	62,414	33,766	36,078	55,597	70,433	76,277

Note: One of two Newport News roundtrips has been suspended from January to June 2022 due to Amtrak staffing shortages.



May Ridership Comparison: Year-over-Year

- In May 2022, Roanoke, Norfolk, and Richmond routes exceeded their May 2019 (pre-pandemic) ridership levels.
- Virginia ridership in May 2022 was only down 3.8% compared to May 2019 (pre-pandemic), despite the cancellation of one Newport News roundtrip.
- One Newport News roundtrip was suspended Jan through May 2022 due to an Amtrak staffing shortage. One round-trip frequency for both Newport News and Norfolk routes was suspended in May 2020, and Richmond Rt 51 was suspended in May 2020 & 2021 due to pandemic-related service cuts.



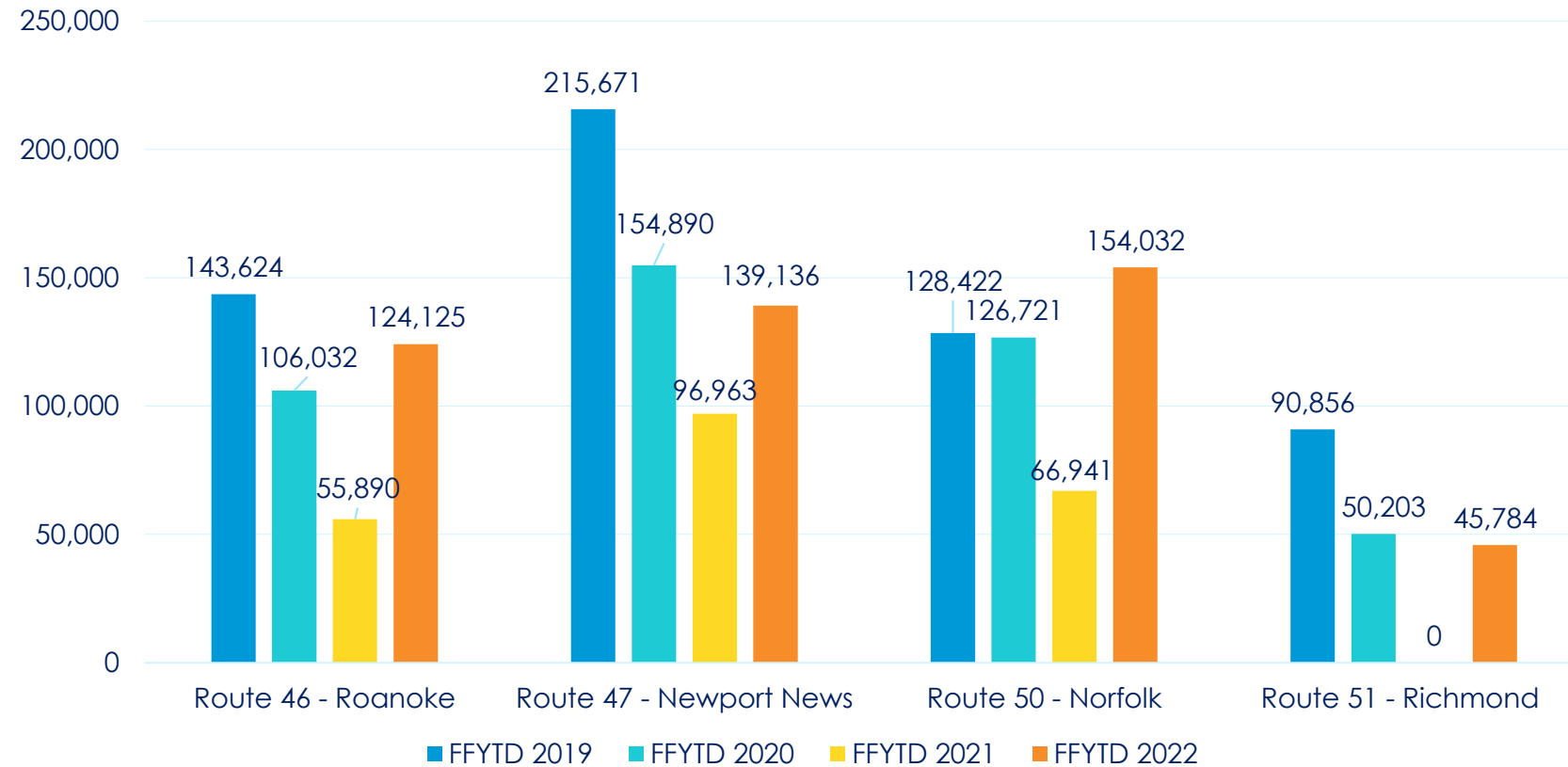
Route	May 2019	May 2020	May 2021	May 2022	May 2022 vs 2019	May 2022 vs 2020	May 2022 vs 2021
Route 46 - Roanoke	19,535	1,867	11,523	21,059	7.8%	1028.0%	82.8%
Route 47 - Newport News	28,653	2,255	19,058	17,961	-37.3%	696.5%	-5.8%
Route 50 - Norfolk	22,045	2,173	13,015	28,052	27.2%	1190.9%	115.5%
Route 51 - Richmond	9,016	0	0	9,205	2.1%	-	-
Total	79,249	6,295	43,596	76,277	-3.8%	1111.7%	75.0%



Federal Fiscal Year-to-Date (FFYTD) Ridership: (Oct-May)

- FFY22 YTD ridership in May for Virginia Supported Amtrak service was 20% lower than FFY19, but higher by 5.8% compared to FFY20 ridership.
- FFY22 YTD ridership in May was more than double FFY21 YTD ridership.
- Please note the following pandemic service details: FFY2020 had five pre-pandemic ridership months. One round-trip frequency for both Newport News and Norfolk routes was suspended from April 2020 to September 2020. Richmond Route 51 was not operational from April 2020 to September 26, 2021. One Newport News roundtrip was suspended Jan to May 2022.

Virginia Supported Amtrak Ridership (FFYTD October-May)



Route	FFYTD 2019	FFYTD 2020	FFYTD 2021	FFYTD 2022	FFYTD 2022 vs 2019	FFYTD 2022 vs 2020	FFYTD 2022 vs 2021
Route 46 - Roanoke	143,624	106,032	55,890	124,125	-13.6%	17.1%	122.1%
Route 47 - Newport News	215,671	154,890	96,963	139,136	-35.5%	-10.2%	43.5%
Route 50 - Norfolk	128,422	126,721	66,941	154,032	19.9%	21.6%	130.1%
Route 51 - Richmond	90,856	50,203	0	45,784	-49.6%	-8.8%	-
Total	578,573	437,846	219,794	463,077	-20.0%	5.8%	110.7%