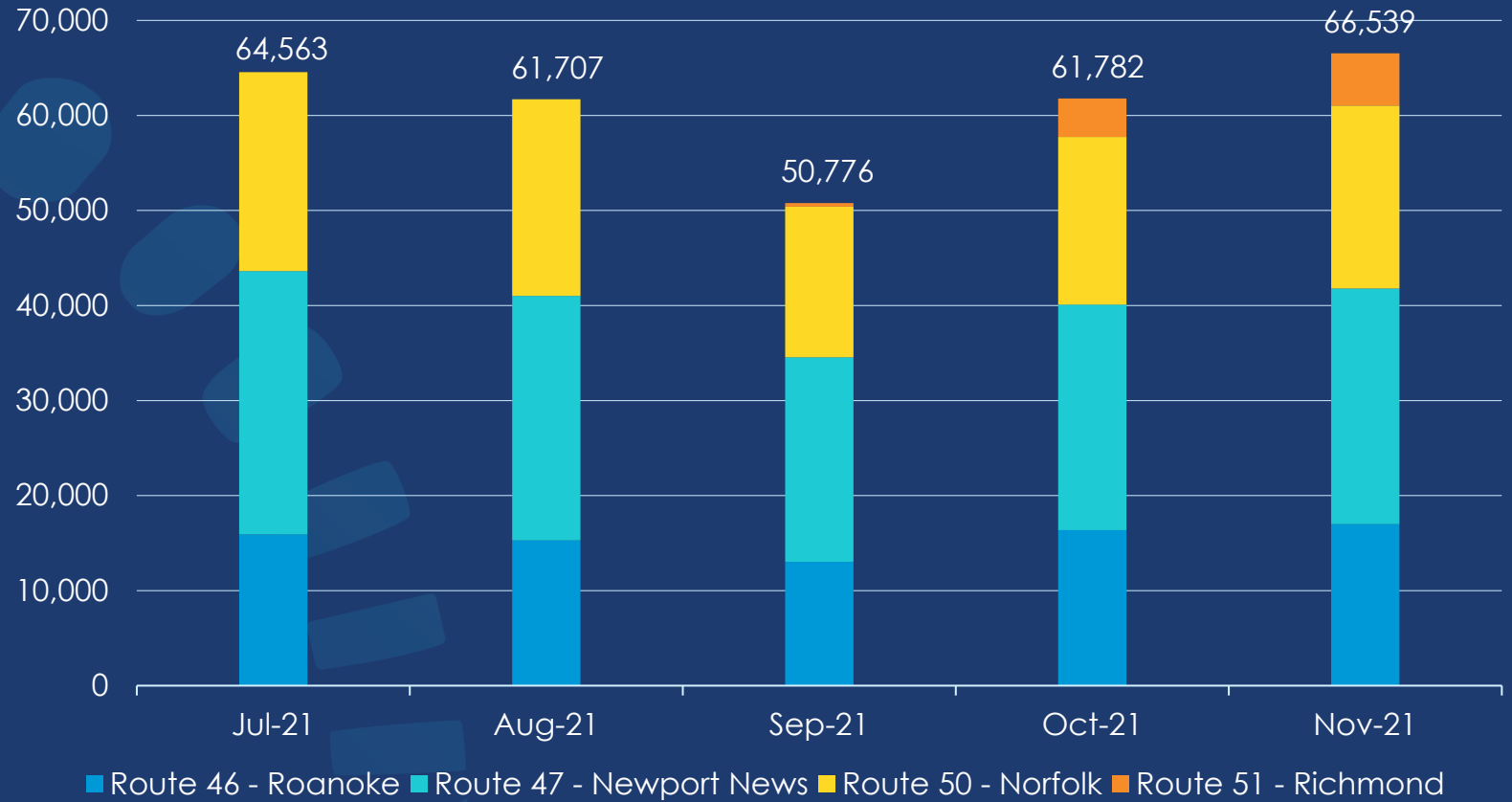


State-Supported FY-22 Monthly Ridership

- Ridership grew by 7.7% in November (+4,757) compared to the previous month.
- This monthly positive change is in line with an average increase in ridership between 8-11% between October and November in the years prior to the start of the COVID pandemic.
- For the week ending December 20, Y-o-2Y 7 day moving average for Virginia bookings was down 8%. By comparison, Amtrak system wide bookings during that same period were down 25%.

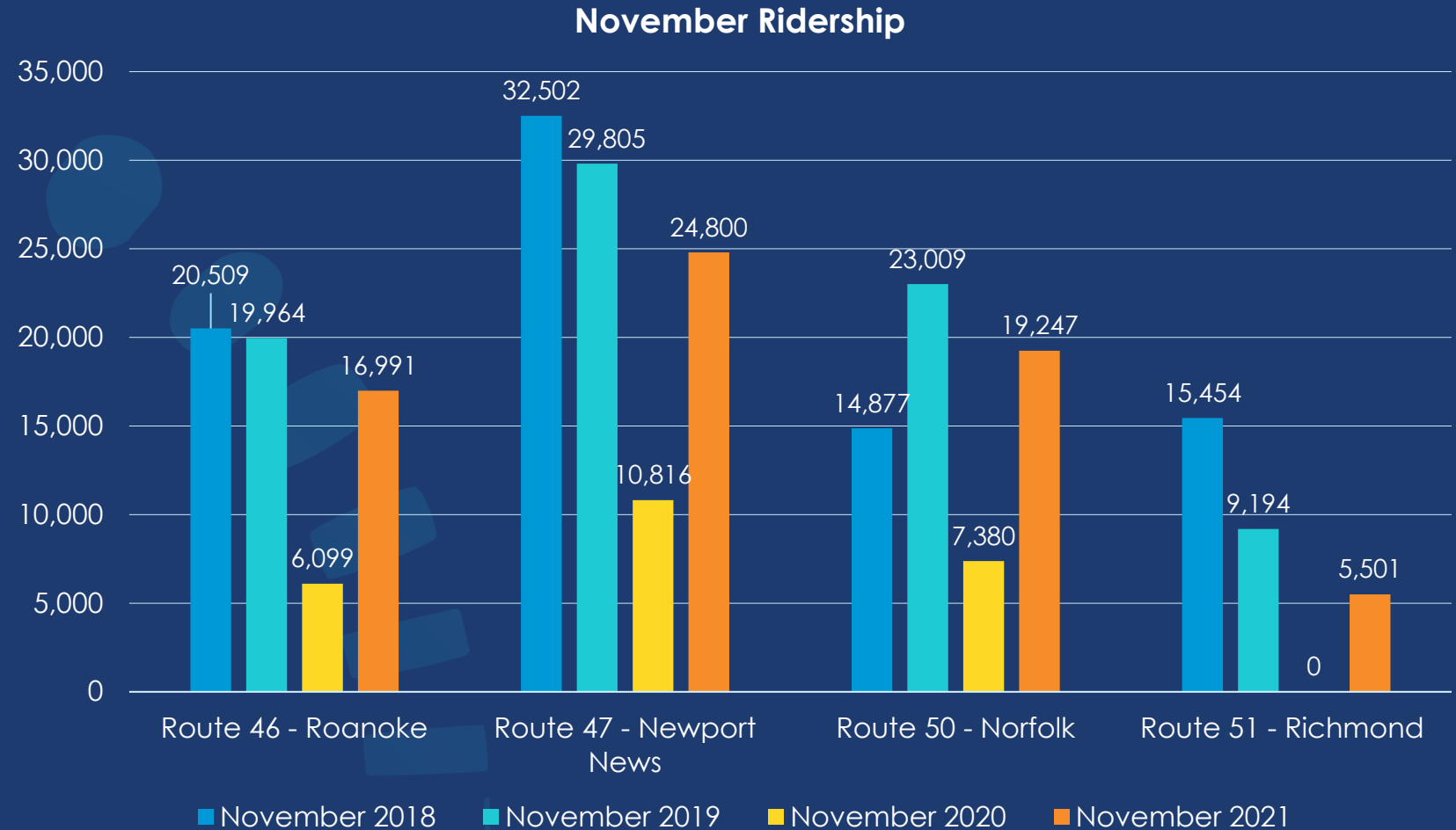
Virginia FY22 State Supported Monthly Ridership



Route	Jul-21	Aug-21	Sep-21	Oct-21	Nov-21
Route 46 - Roanoke	15,903	15,280	13,026	16,358	16,991
Route 47 - Newport News	27,722	25,733	21,524	23,735	24,800
Route 50 - Norfolk	20,938	20,694	15,852	17,649	19,247
Route 51 - Richmond	0	0	374	4,040	5,501
Total	64,563	61,707	50,776	61,782	66,539

November Ridership Comparison: Year-over-Year

- Virginia ridership in November 2021 was down 18.8% compared to November 2019 (pre-pandemic) but was more than double of November 2020.
- 2nd Norfolk roundtrip had not started in November 2018, but it was operational in November 2019. Richmond Route 51 was not operational in November 2020 due to pandemic related service cuts.

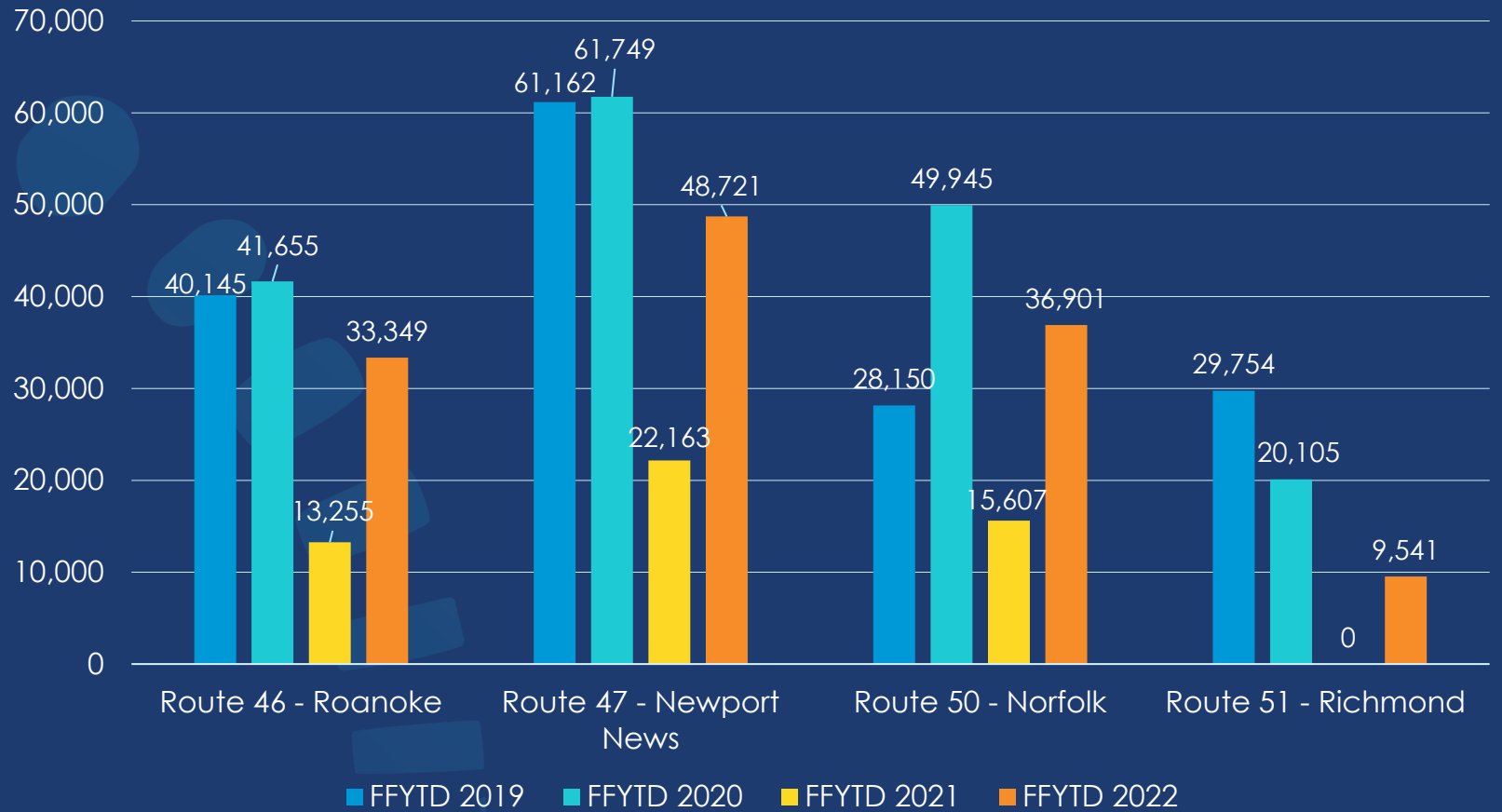


Route	November 2018	November 2019	November 2020	November 2021	Nov 2021 vs 2018	Nov 2021 vs 2019	Nov 2021 vs 2020
Route 46 - Roanoke	20,509	19,964	6,099	16,991	-17.2%	-14.9%	178.6%
Route 47 - Newport News	32,502	29,805	10,816	24,800	-23.7%	-16.8%	129.3%
Route 50 - Norfolk	14,877	23,009	7,380	19,247	29.4%	-16.4%	160.8%
Route 51 - Richmond	15,454	9,194	0	5,501	-64.4%	-40.2%	-
Total	83,342	81,972	24,295	66,539	-20.2%	-18.8%	173.9%

Federal Fiscal Year-to-Date (FFYTD) Ridership: (Oct-Nov)

- FFY22 YTD ridership in November for Virginia supported Amtrak service was 19.3% lower compared to FFY19 (pre-pandemic). 2nd Norfolk route had not begun service in November of FFY19.
- FFY22 YTD ridership** in November for Virginia supported Amtrak service was 25.9% lower compared to FFY20 (pre-pandemic) **but was more than double of last year (FFY21)**.
- Please note following pandemic service details: FFY2020 had five pre-pandemic ridership months. Second round-trip trains for both Newport News and Norfolk routes were suspended from April 2020 to September 2020. Richmond Route 51 was not operational from April 2020 to September 26, 2021.

Virginia Supported Amtrak Ridership (FFYTD October-November)



Route	FFYTD 2019	FFYTD 2020	FFYTD 2021	FFYTD 2022	FFYTD 2022 vs 2019	FFYTD 2022 vs 2020	FFYTD 2022 vs 2021
Route 46 - Roanoke	40,145	41,655	13,255	33,349	-16.9%	-19.9%	151.6%
Route 47 - Newport News	61,162	61,749	22,163	48,721	-20.3%	-21.1%	119.8%
Route 50 - Norfolk	28,150	49,945	15,607	36,901	31.1%	-26.1%	136.4%
Route 51 - Richmond	29,754	20,105	0	9,541	-67.9%	-52.5%	-
Total	159,211	173,454	51,025	128,512	-19.3%	-25.9%	151.9%