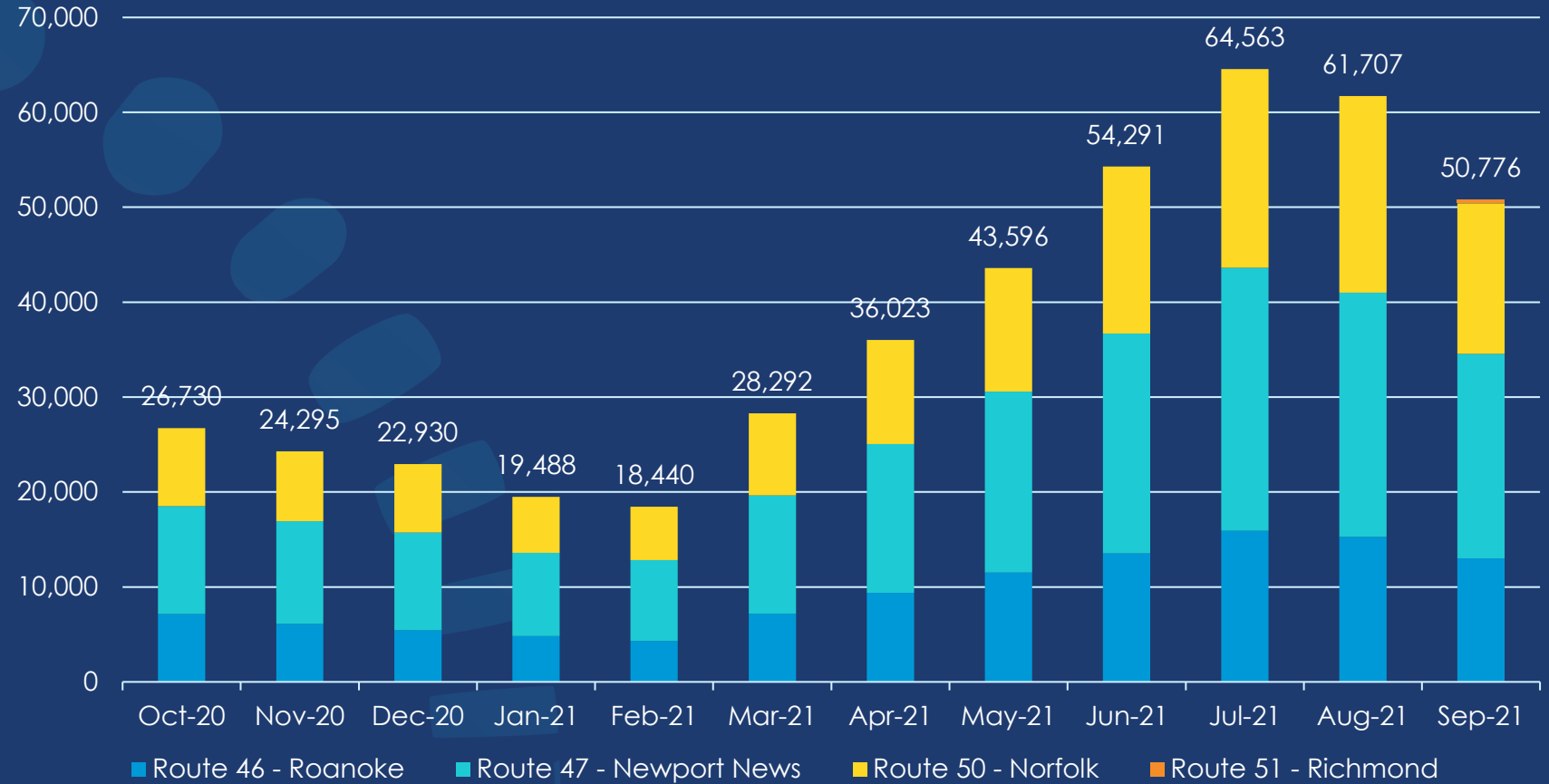


FY-21 Monthly Ridership

- Ridership declined in September 2021 (↓17.7%) compared to the previous month.
- This is consistent with prior years, as ridership on state sponsored service has typically declined between 15% - 26% in September compared to August.
- The COVID pandemic remains the biggest factor affecting ridership.

FFY21 Monthly Ridership



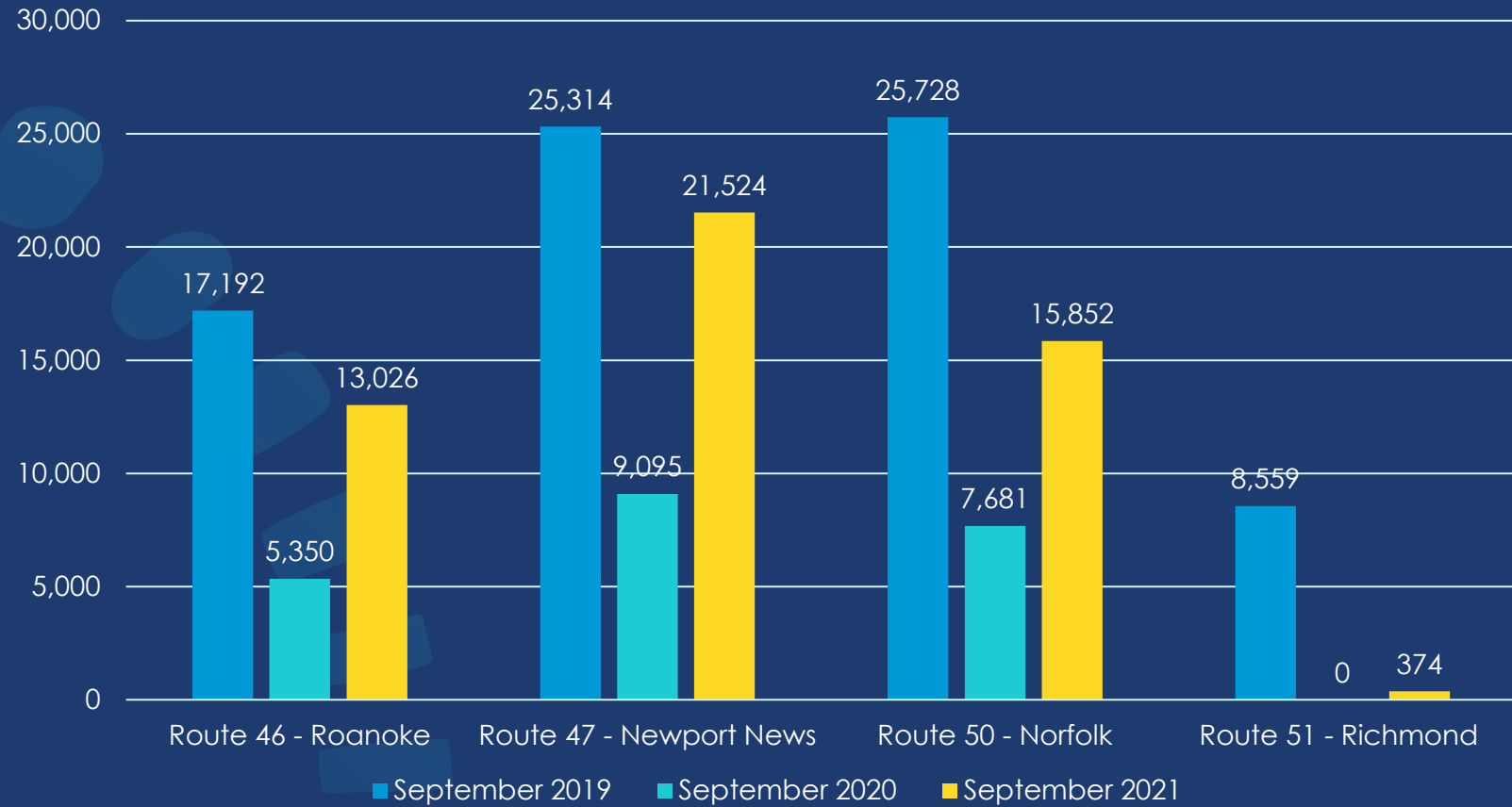
Monthly Ridership, FY2021

Route	Oct-20	Nov-20	Dec-20	Jan-21	Feb-21	Mar-21	Apr-21	May-21	Jun-21	Jul-21	Aug-21	Sep-21	FY21 YTD Total
Route 46 - Roanoke	7,156	6,099	5,446	4,818	4,303	7,160	9,385	11,523	13,545	15,903	15,280	13,026	113,644
Route 47 - Newport News	11,347	10,816	10,296	8,763	8,536	12,486	15,661	19,058	23,157	27,722	25,733	21,524	195,099
Route 50 - Norfolk	8,227	7,380	7,188	5,907	5,601	8,646	10,977	13,015	17,589	20,938	20,694	15,852	142,014
Route 51 - Richmond	0	0	0	0	0	0	0	0	0	0	0	374	374
Total	26,730	24,295	22,930	19,488	18,440	28,292	36,023	43,596	54,291	64,563	61,707	50,776	451,131

September Ridership Comparison: Year-over-Year

- Ridership for Virginia supported Amtrak service in September 2021 was 66.1% of September 2019 (pre-pandemic) ridership (↓33.9%).
- For the week ending October 18th Amtrak system wide bookings were at 70% of the bookings for the same week in 2019; whereas for Virginia service bookings were at 88% of the same week in 2019(↓12%).

September Ridership



September Ridership

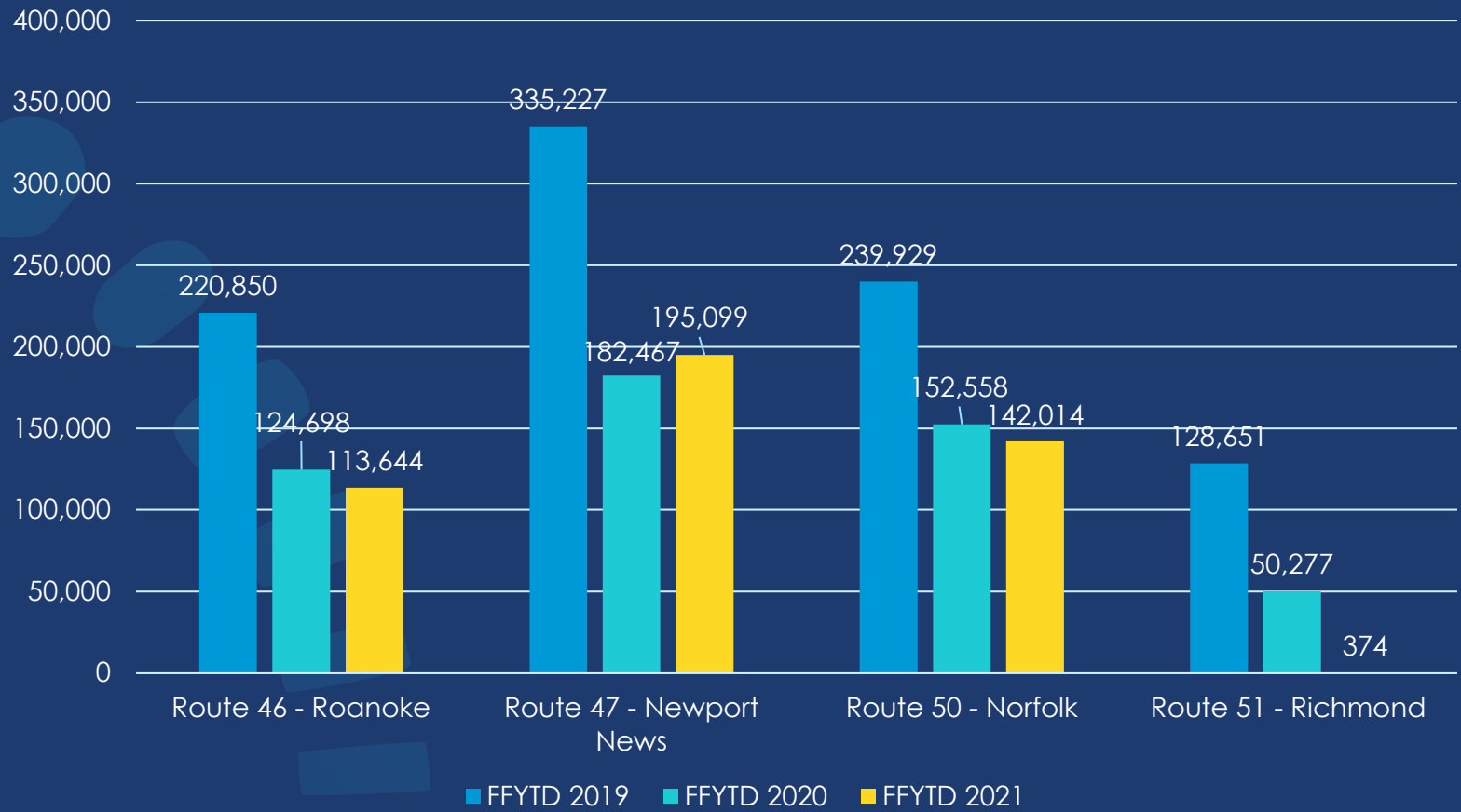
Route	September 2019	September 2020	September 2021	% Change: 2021 vs 2019	% Change: 2021 vs 2020
Route 46 - Roanoke	17,192	5,350	13,026	-24.2%	+143.5%
Route 47 - Newport News	25,314	9,095	21,524	-15.0%	+136.7%
Route 50 - Norfolk	25,728	7,681	15,852	-38.4%	+106.4%
Route 51 - Richmond	8,559	0	374	-95.6%	0.0%
Total	76,793	22,126	50,776	-33.9%	+129.5%



Federal Fiscal Year-to-Date (FFYTD) Ridership: (Oct-September)

- FFY2021 ridership on Virginia supported Amtrak service was 51.2% lower compared to FFY2019 (pre-pandemic).
- With the start of Richmond service on September 27, Virginia supported Amtrak service is back to 100% of pre-pandemic level.
- FFY2021 ridership was down 11.5% compared to FFY2020
- Please note that service disruption due to COVID pandemic started in March of FFY2020. FFY2020 had five pre-pandemic ridership months.

Virginia Supported Amtrak Ridership (Oct-Sept)



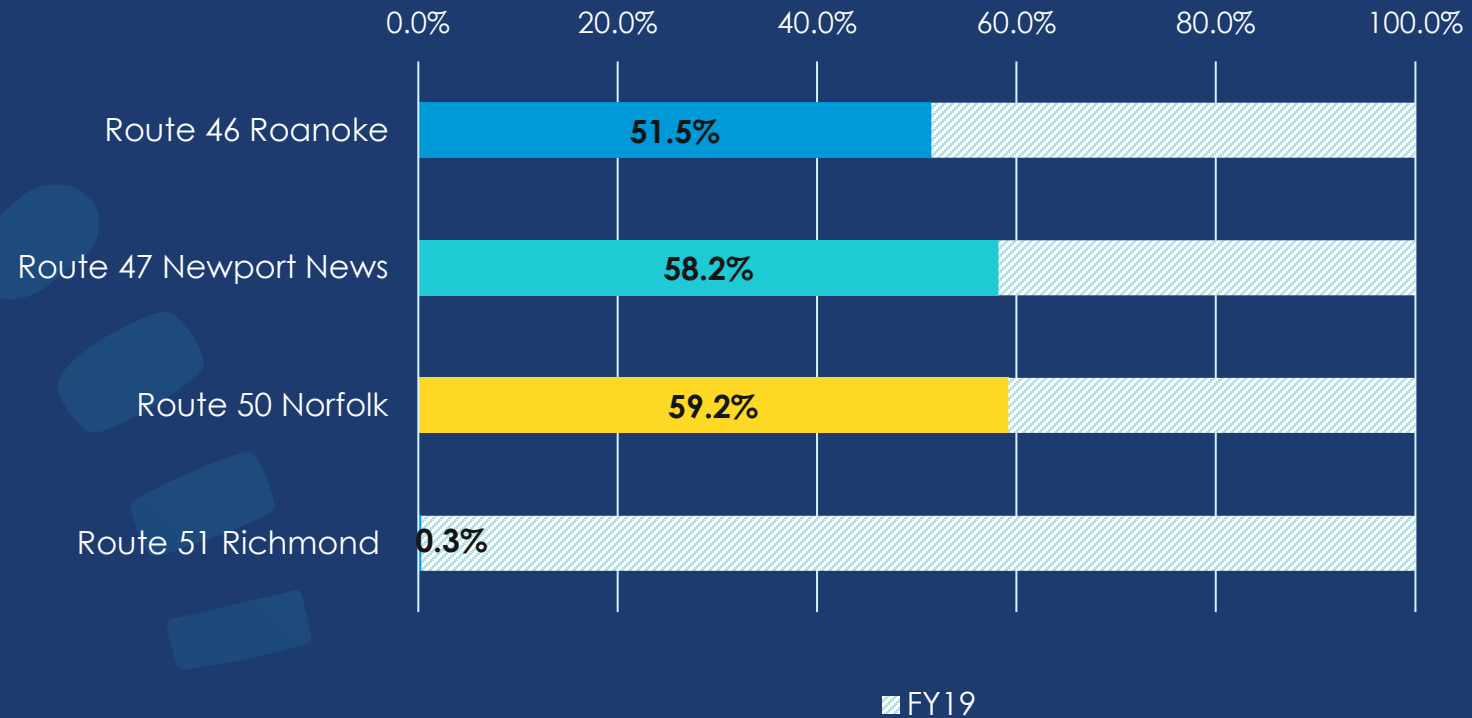
Year-to-Date Ridership: Percentage Change

Route	FFYTD 2019	FFYTD 2020	FFYTD 2021	% Change: 2021 vs 2019	% Change: 2021 vs 2020
Route 46 - Roanoke	220,850	124,698	113,644	-48.5%	-8.9%
Route 47 - Newport News	335,227	182,467	195,099	-41.8%	6.9%
Route 50 - Norfolk	239,929	152,558	142,014	-40.8%	-6.9%
Route 51 - Richmond	128,651	50,277	374	-99.7%	-99.3%
Total	924,657	510,000	451,131	-51.2%	-11.5%

FFY21 Ridership Recovery

- For Virginia Supported Amtrak service, FFY21 ridership was 48.8% of FFY19 ridership (↓51.2%).
- In FFY21, Norfolk route made the most recovery. Norfolk route ridership is at 59.2% of its FFY19 ridership (↓40.8%).
- FFY21 ridership for Newport News route is at 58.2% of its FFY19 ridership (↓41.8%).
- FFY21 ridership for Roanoke route is at 51.5% of its FFY19 ridership (↓48.5%).
- Richmond route only operated for four days in FFY21 (started service on September 27, 2021) and had 374 riders.

FFY21 Ridership Recovery Compared to FFY19



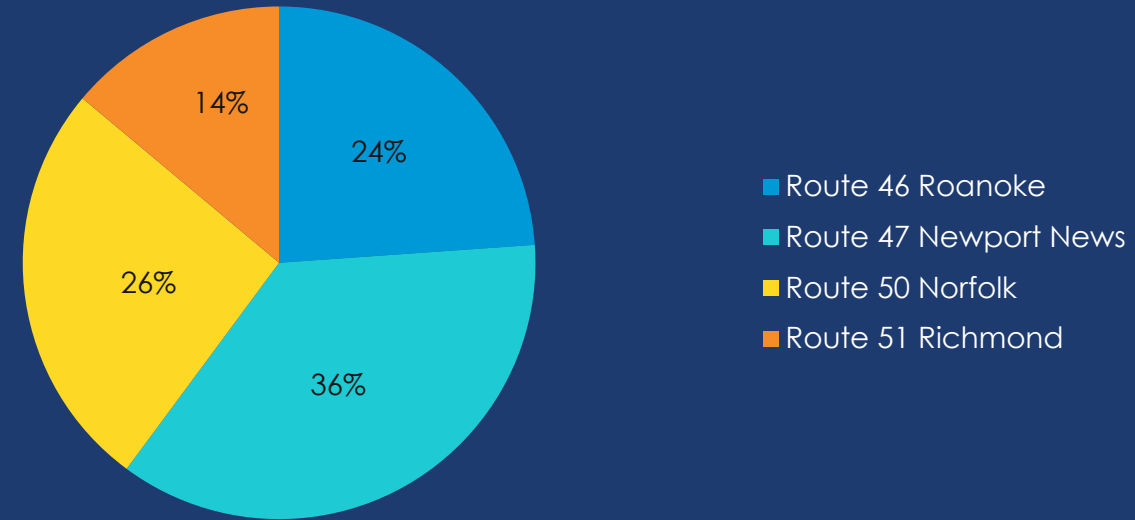
Federal Fiscal Year Ridership: Percentage Change

Route	FFYTD 2019	FFYTD 2021	FFY21 Ridership Recovery Over FFY19
Route 46 - Roanoke	220,850	113,644	51.5%
Route 47 - Newport News	335,227	195,099	58.2%
Route 50 - Norfolk	239,929	142,014	59.2%
Route 51 - Richmond	128,651	374	0.3%
Total	924,657	451,131	48.8%

Ridership Distribution on Virginia Sponsored Routes

- As Richmond service was suspended in FFY21, Norfolk and Newport News routes saw a proportionate increase in their share of ridership.
- Some of the Richmond route ridership may have shifted to the Carolinian and other Amtrak Long Distance service between Washington D.C. and Richmond, VA.
- Roanoke route's share remained similar to FFY19 (~25%).
- Newport News service has the largest share of ridership out of the four Virginia routes.

Ridership Distribution: FFY2019



Ridership Distribution: FFY2021

